

CINNTE INSTITUTIONAL **REVIEW 2024**

South East Technological University

Institutional Profile

Contents

List of Tables and Figures	3
1. Overview of SETU	5
Vision, Mission and Values	6
Strategic Priorities	7
Regional Alignment	7
2. Governance and Quality Assurance and Enhancement Infrastructure	11
SETU Governing Body	11
SETU Management	11
Management of Quality Assurance	12
Additional Information	12
3. Enrolment Profile	13
Enrolment by Study Mode	14
Student Enrolment by Discipline	15
Student Enrolment by Award Type	16
Partnerships and Collaboration	17
Student Enrolment from the Region	18
4. Access, Progression, Equality and Diversity	21
Socio-Economic Profile	21
Learners from DEIS Schools and Learner Grant Holders	21
Disability and Ethnic Background	21
Student Enrolment: New Entrants and Mature Learners	22
Student Enrolment by Gender	22
Progression and Non-Progression	23
Non-Progression by NFQ Level	23
Non-Progression by Discipline	23
5. Internationalisation	25
Enrolment and Profile	25
EU-CONEXUS	26
6. Graduates	28
Graduates by Gender, Study Mode and Discipline	28
Awards and Achievement	28
Graduate Employment	29
Region and County of Employment	29
Top Employers	30

7. Staff Profile	32
8. Research and Innovation	34
Research and Innovation and Regional Priorities	34
Research Organisation	36
Research Funding	37
Publications.....	38
Knowledge Transfer Metrics	39
9. University Funding and Capital Footprint	40
Funding	40
Capital Footprint	41
Appendix	44

List of Tables and Figures

Table 1 Educational Attainment in Regional Populations, 2023 (Source: CSO).....	9
Table 2 Regional Enrolment, 2022-23 Full-Time only (Source: HEA Statistics Bank).....	9
Table 3 SETU Enrolment by Mode of Study (Source: SETU SRS 2021, 2022, 2023).....	14
Table 4 National Enrolment by Study Mode, 2022-23 (Source: HEA)	14
Table 5 SETU Enrolment by Discipline, 2022-23 (Source: SETU SRS 2023; HEA)	15
Table 6 SETU Enrolment by Award Type 2022-23 (Source: SETU SRS 2023)	16
Table 7 SETU Collaborations and Partnerships.....	17
Table 8 County Origins of SETU Enrolment 2022-23 (Source: SETU March 2023 SRS).....	18
Table 9 SETU Enrolment by County and Overall HEI Enrolment by County (Source: HEA)	18
Table 10 Socio-economic profile of SETU enrolments 2021-22 (Source: HEA)	21
Table 11 New Entrants from DEIS Schools and New Entrant Grant Holders (Source: SETU SRS 2023).....	21
Table 12 Diversity profile of SETU learners 2021-22 (Source: HEA)	21
Table 13 SETU New Entrants and Mature Learners 2022-23 (Source: HEA)	22
Table 14 Student Enrolment by Gender (Source: SETU SRS March 2023).....	22
Table 15 SETU Non-Progression 2020-22 (Source: SETU records).....	23
Table 16 SETU Non-Progression by Discipline (Source: SETU records).....	23
Table 17 Full-Time SETU Students by International Category 2020-2023 (Source: HEA).....	25
Table 18 Graduates by Gender, Study Mode and Discipline 2022 (Source: SETU SRS March 2023) ...	28
Table 19 SETU Level 8 Graduate Achievement, Class of 2022 (Source: SETU SRS March 2023)	28
Table 20 Region of Employment for SETU Graduates Class of 2022 (Source: SETU Graduate Survey).....	29
Table 21 County of Employment for SETU Graduates Class of 2022 (Source: SETU Graduate Survey).....	29
Table 22 Top Employer (>10 graduate employees) SETU Graduates Class of 2022 (Source: SETU Graduate Survey)	30
Table 23 SETU Staff Profile (Source: SETU ECF Returns March 2022, March 2023, December 2023) ..	32
Table 24 SETU Technology Gateways	36
Table 25 SETU Research Funding by Division (2022-23) (Source: SETU Research Office)	37
Table 26 SETU Research Awards by Sponsor (Source: SETU Research Office)	38
Table 27 SETU Publications 2021-2023 (Source: SciVal).....	38
Table 28 SETU Publications by Field (Source: SciVal).....	39
Table 29 SETU Knowledge Transfer Performance (Source: SETU Tech Transfer Office)	39
Table 30 SETU Income 2022-23 (Source: SETU HEA Budget Submission)	40
Table 31 SETU Capital Footprint and Enrolment (Source: SETU Capital Projects Office; SETU SRS Return 2023)	41
Table 32 Indicative Summary SETU Enrolment 2023-24 (Source: Draft SRS March 2024).....	44
Table 33 Indicative SETU Enrolment by Discipline 2023-24 (Source: Draft SRS March 2024).....	44
Table 34 Indicative SETU Enrolment by Award Type 2023-24 (Source: Draft SRS March 2024).....	45
Figure 1 SETU Campus Locations in the South East.....	8
Figure 2 EU-CONEXUS Partner Universities (Source: EU Conexus).....	26
Figure 3 Profile of EU-CONEXUS	27
Figure 4 EU-CONEXUS Activities	27
Figure 5 SETU Staff Gender Breakdown by Category (Source: SETU ECF Return December 2023)	32
Figure 6 SETU and the Regional Innovation Ecosystem.....	35
Figure 7 Research Division Organisation in SETU	36

1. Overview of SETU

South East Technological University (SETU) was founded on 1 May 2022.

SETU is a new kind of university for Ireland, a Technological University, one of five designated in the period 2019-2022. The sector, and therefore SETU, has been designed to address the priority goals in Ireland's national development plan, especially as they relate to regional development, and in national higher education strategy.

SETU builds on and seeks to enhance the strengths and achievements of its legacy institutions, Institute of Technology, Carlow, and Waterford Institute of Technology. SETU responds to the need within the South East of Ireland for

- the scaling up of quality education provision in the region, which involves
 - increasing the level of educational attainment amongst the regional population,
 - addressing the outward migration of talent from the region due to the unavailability of certain disciplines and university-type activity,
 - increasing the flow of students into the region, including international students
- the deepening of impact on regional society and the economy through increased high-quality research and innovation activity,
 - increasing the knowledge capital of the region through enhancing the excellence of the research from within the academy;
 - focusing the application of that knowledge to drive the social and economic development of the region in domains of regional specialism and high impact;
 - providing high-end, high-impact, well-paid employment opportunities for graduates, post-graduates, researchers and technical professionals

The university aims to

- recast the student experience in the light of technological change and rapidly changing employment patterns and career pathways and is committed to
 - ensuring access and flexibility in designing and delivering programmes;
 - answering the particular skills and human capital development needs of regional society and the economy
- create and sustain meaningful European and global partnerships that drive regional attractiveness to talent and investment
 - through involvement in high-quality international teaching, research and professional networks
 - through attracting international funding;
 - through enabling inward and outward international mobility for staff and students

SETU acts as a regional anchor institution and the focal point for a regional education and innovation ecosystem that will develop new knowledge, apply that knowledge for civic, economic, social and cultural impact, and exchange that knowledge with partners in industry and the community for the benefit of all.

SETU, while building on its legacy institutions, represents a significant enhancement in terms of performance, breadth of educational provision, and depth of research and impact from previous higher education provision in the South East. In differentiating itself from its legacy institutions, SETU aims to

- proactively drive positive change for its communities and partners;
- anticipate and prepare for future regional needs;
- co-create solutions to societal challenges with a range of actors and design collaboratively a wide range of impactful activities across cultural, social and economic spheres, with particular reference to the UN's sustainable development goals (SDGs);
- function as a co-ordinating and organising force for multiple stakeholders and make connections between knowledge creators and partners, especially with regard to the SDGs;
- drive smart technology usage and innovation as instruments in advancing social, cultural and economic development and towards the achievement of the SDGs.

Vision, Mission and Values

The vision, mission and values of the organisation are articulated in the university's first strategic plan, *Connecting for Impact: South East Technological University Strategic Plan 2023-2028*, which was published in May 2023.

As set out in the Strategic Plan, SETU's vision is

to be a leading Technological University with transformative impact on our community, the south east of Ireland and beyond.

The university's mission is set out in its Plan. It states:

Through inclusive education and high-quality research, South East Technological University drives innovation, empowers communities, and delivers transformative impact for the south east of Ireland.

SETU is an international, entrepreneurial and connected multi-campus Technological University that will drive sustainable economic, environmental, cultural and social development in the south east of Ireland.

SETU offers a student-centred education and is committed to lifelong learning, access, equality and inclusion, and to the provision of a comprehensive educational offering.

Our curriculum is responsive to social, cultural and enterprise needs and is research-led. Our research will have impact for the region, nationally and internationally. SETU will work in support of student and staff success and foster a collegial environment for all.

Strategic Priorities

The Strategic Plan 2023-2028 establishes a framework within which SETU will pursue its mission and deliver on its ambitious vision. The Plan sets out priority objectives in four areas, objectives that will be supported by key Enablers, as follows:

- **Innovation and Research:** SETU aims to lead regional innovation by strengthening research, expanding its base, outputs, and impact with a particular focus on regional impact. The university targets significant increases in research funding, graduate student enrolment, and knowledge transfer.
- **Learners:** SETU is focussed on further developing its research-informed, applied curriculum to ensure graduates are well equipped to contribute to contemporary society and work. The portfolio will expand to continue to offer diverse study opportunities to students and therefore to support the retention of students in the region.
- **Engagement:** SETU seeks to enhance its role as a regional anchor institution promoting sustainability and positive development within the South East region. It will develop and lead regional and national networks, as well as foster strong, strategic international partnerships.
- **Staff:** SETU aims to be a unified, diverse, and inclusive organization with a commitment to academic excellence. The university aims over the course of its Strategic Plan to clarify and develop career paths for staff and upholding values of equality, diversity, and inclusivity. The university aims for a culture of collegiality, openness, and excellence in the workplace.

The university declares in its strategy that it will ensure that its organisational structures, infrastructure and finances are fit for purpose to enable the delivery of its strategic objectives. This requires certain actions on the part of the university and investments from the State and elsewhere that are set out as Enablers in the strategic plan.

Regional Alignment

SETU is the only university in the South East region of Ireland. The South East, with a population of over 580,000, is comprised of the counties of Waterford, Kilkenny, Carlow and Wexford. The largest urban centre is Waterford city (with a population of c.60,000) but the region is unique in being distinguished by a network of large key towns, Carlow (population c.27,000), Kilkenny (population c.27,000) and Wexford (c.20,000). SETU has a presence across all these locations (see Figure 1) with an enterprise incubator in Kilkenny and additionally an outreach campus in Wicklow.

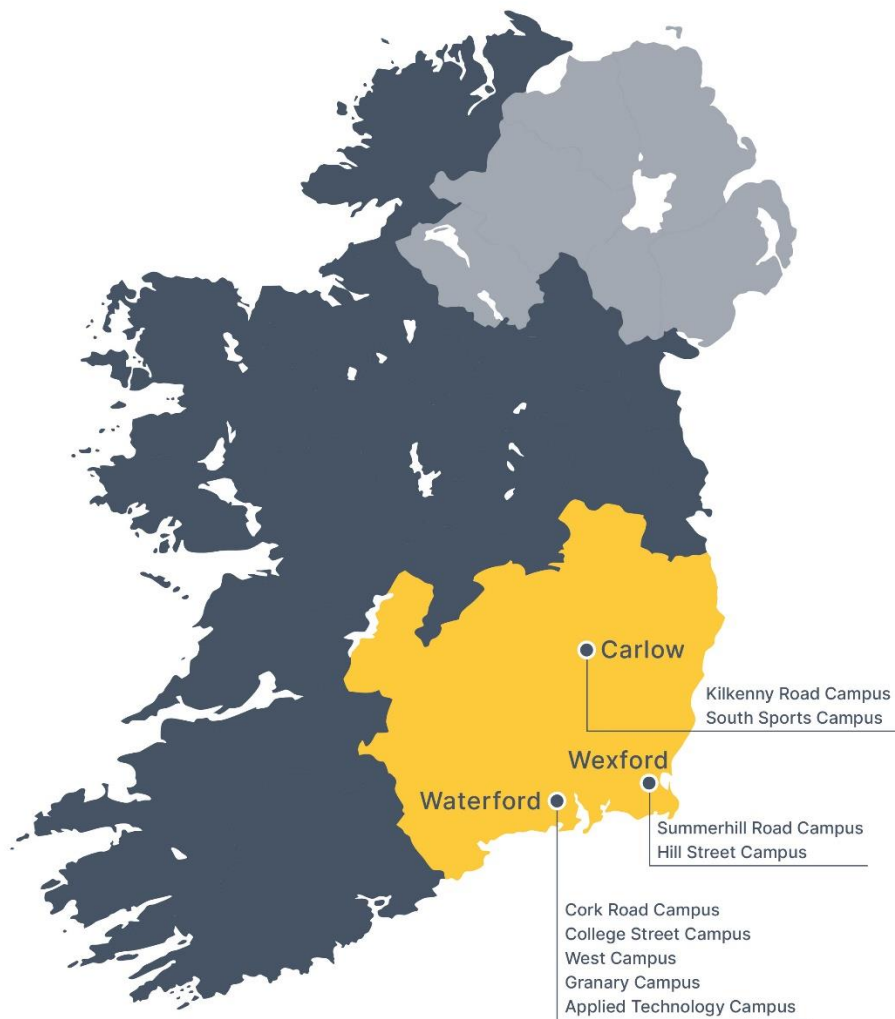


Figure 1 SETU Campus Locations in the South East

SETU is required under legislation to orient its activities in teaching and research and innovation to meet the needs of the South East. SETU is focussed on ensuring the availability of educational opportunity to all the region’s communities and will be central to the task of raising levels of educational attainment within the region beyond current levels which are lower than national norms and the lowest in Ireland, as seen in the following table:

Region	% with Third Level Qualification
<i>Ireland</i>	54
Dublin	62
West	54
South West	54
Mid East	54
Border	48
Mid West	47
Midlands	46
South East	45

Table 1 Educational Attainment in Regional Populations, 2023 (Source: CSO)¹

Regional development policy as articulated in *Project Ireland 2040*, the Southern Region’s *Regional Spatial and Economic Strategy*, and in the related policy for rural development, *Our Rural Future*, insist on balanced regional development for Ireland, with plans to ensure balanced growth in the population in regions outside Dublin. The outward migration of talent from the South East is a clear and significant challenge to the region achieving its growth targets and SETU is firmly focussed on increasing the overall percentage of regional students who attend the university. The table below shows that, compared to many other regions (with the exception of the Midlands and Border), the South East suffers a very considerable “brain drain” with the majority of students from the region enrolling in institutions outside the South East.

NUTS3 Region	Total Students from Region	Total Students in Regional Institutions	Regional Students Studying in Region
Dublin	41,565	35,520	85.5%
South-West	25,820	18,960	73.4%
Mid-West	18,495	11,175	60.4%
West	17,795	9,940	55.9%
South-East	15,270	5,440	35.6%
Border	12,975	4,595	35.4%
Mid-East	21,240	6,525	30.7%
Midland	10,130	1,435	14.2%

Table 2 Regional Enrolment, 2022-23 Full-Time only (Source: HEA Statistics Bank)

SETU is required also to meet the needs of the regional economy and is identified as a key instrument for the delivery of regional development objectives in regional and county policy statements including in the *Regional Spatial and Economic Strategy for the Southern Region*. The university is seen as central to the future economic growth of the region in the *South East Regional Enterprise Plan*. Declared areas of priority for the region in terms of regional

¹ See <https://www.cso.ie/en/releasesandpublications/ep/p-eda/educationalattainmentthematicreport2023/profileofagesexnationalityandregion/>

development that already attract considerable investment and are targeted for future growth include:

- financial services,
- advanced manufacturing,
- ICT,
- pharmaceuticals,
- agriculture
- renewable energy
- health.

Across these domains, regional development strategy focusses heavily on knowledge-driven, high-value employment. SETU's innovation has been central to economic growth in the region to date, especially since the turn of the century; the further enhancement of SETU's innovation activity has been identified as critical to the region's ambitious growth plans. The supply of highly skilled graduates in these priority areas by SETU is also key to meeting the region's development objectives.

As the only university in the region, SETU's success is central to a thriving South East. The university is one of the region's largest employers and is by far the leading institution when it comes to the recruitment of regional students. The university, in further developing its innovation and research capability, adds momentum to the region's drive to be identified as Ireland's innovation capital. Through its educational activities, including in the area of Lifelong Learning, the university is central to the identification of the South East as a Learning Region.

2. Governance and Quality Assurance and Enhancement Infrastructure

SETU Governing Body

The Governing Body of SETU has been established in accordance with the provisions of the Technological Universities Act 2018 as amended by the Higher Education Act 2022. The Act requires the Governing Body to promote the success (including academic success) and reputation of the university, and to satisfy itself that appropriate systems, procedures and practices are in place to perform the functions of the university and for the internal performance management and accountability of the university. The Governing Body operates in accordance with the legislation and the SETU Code of Governance.

There are 19 members of the Governing Body, 10 external members, including 3 nominated by the Minister for Further and Higher Education, Research & Innovation, the President, 5 SETU staff members elected by the staff and 3 student members nominated by the Student's Union. A competency framework has been developed to ensure the members have the mix of skills, knowledge and experience to make a substantial contribution to the effective and efficient performance of the university.

A term of office is for four years and a member cannot serve more than two terms. There must be a gender balance, membership must take account of the different locations of the campuses of the university, and broadly reflect the composition of Irish society, including persons who are competent in the Irish language. The governing body is required to hold at least 6 meetings in any 12-month period and to hold additional meetings as may be necessary for the due fulfilment of its functions.

The Governing Body has established a number of Committees to support them in their governance responsibilities as follows:

- Audit and Risk Committee
- Commercialisation Committee
- Equality, Diversity & Inclusion Committee
- Finance and Capital Investment Committee
- Joint Quality Committee
- Nominations Committee
- Policy Committee.

Each Committee prepares an Annual Report of their activities for Governing Body. The Governing Body remains accountable for all Committee actions.

SETU Management

SETU is in a period of transition with regard to its management structures as it continues with its merger programme. An Executive level reorganisation has taken place and (as of April 2024) the university is moving towards organising its core academic activity across six Faculties (Business; Education and Lifelong Learning; Engineering; Humanities; Health Science; Science). Faculties (currently Faculties and Schools) are organised along broad disciplinary lines. The chief officer of the university is the President who is supported in her role by the Executive Management Team (EMT)

comprising all the university Vice Presidents and the Heads of Faculty (currently Heads of Faculty and Heads of Schools). The EMT is responsible for the operations of the university.

Management of Quality Assurance

The core academic committee of the university is the Academic Council, in keeping with SETU's governing legislation. The Academic Council is established by the Governing Body to undertake the functions of an academic council as set out in section 17(1) of the Technological Universities Act 2018 ('the Act') which states, "an academic council shall control the academic affairs of the technological university, including the curriculum of, and instruction and education provided by, the technological university". The work of Academic Council and the implementation of effective quality assurance procedures adds to a high level of public confidence in the work of the University.

SETU has established an Academic Council, consisting of ex-officio (executive) and elected (staff and student) members, and has put in place a committee structure to assist Academic Council in the performance of its functions. Four committees currently report to Academic Council, each with their own Terms of Reference and with members drawn from across the University:

- Taught Studies Programmes, Teaching and Learning Committee
- Research and Research Programmes Committee
- Student Experience Committee
- Joint Quality Committee (which is a joint committee of both Academic Council and Governing Body)

The President is a member of Governing Body and is the chair of Academic Council. Minutes of Academic Council meetings are presented to Governing Body for noting.

Additional Information

SETU Novus in Waterford is a wholly owned subsidiary company of SETU. The company manages a number of services and facilities for the staff and student population of SETU. Such services and facilities include food & beverage, SETU Arena, and SETU accommodation. The company also caters for a variety of non-academic provisions such as sports, societies, student card, and printing.

3. Enrolment Profile



17,938

2022-23 Total Enrolments

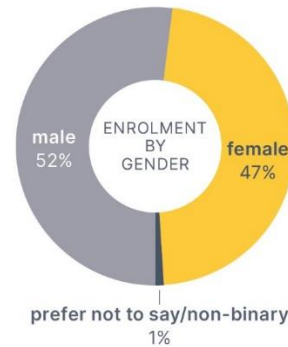
11,453 FULL-TIME STUDENTS

6,485 PART-TIME STUDENTS

66.2% FULL-TIME STUDENTS

33.8% PART-TIME STUDENTS

2nd IN IRELAND FOR PROPORTION OF PART-TIME LEARNERS



1,000+ apprentices

560+


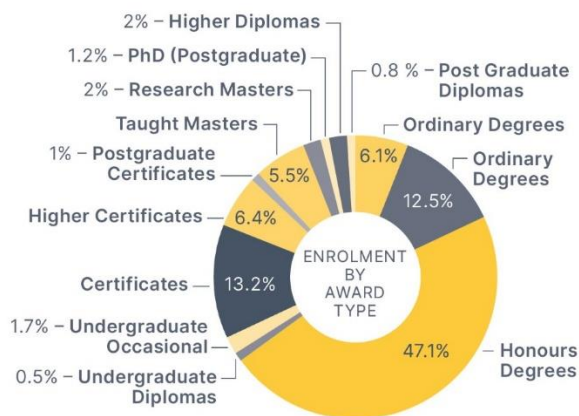
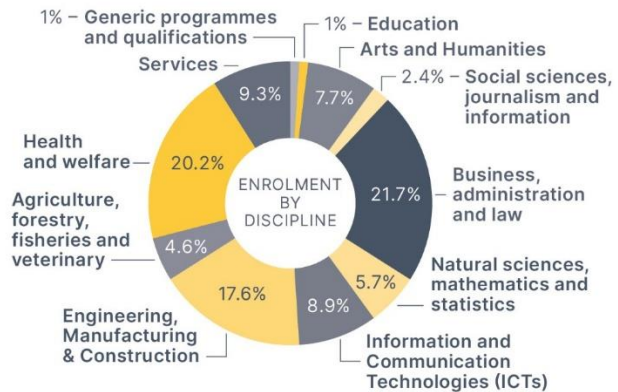
trans-national/overseas students

1,900+

enrolments on programmes delivered in collaboration with partners

8.6 percent MATURE NEW ENTRANTS

2nd IN IRELAND FOR PROPORTION OF MATURE LEARNERS



Enrolment by Study Mode²

SETU has just under 18,000 students, as indicated below.

	Full-time enrolment count	Part-time enrolment count	Total enrolment count
2020-21	12,114	7,164	19,278
2021-22	11,921	7,018	18,939
2022-23	11,453	6,485	17,938

Table 3 SETU Enrolment by Mode of Study (Source: SETU SRS 2021, 2022, 2023)

Based on 2022-23 enrolments, SETU is the ninth largest university in the State and accounts for approximately 6.2% of higher education enrolments in Ireland. Based on full-time enrolments only, SETU is tenth largest with 5.3% of national full-time enrolment. However, SETU is fourth largest with over 9% of all national part-time enrolments.

Approximately one third of SETU's enrolments are part-time which is amongst the largest proportion of part-time learners to full-time learners in HEIs in Ireland.

Institution	Full Time Enrolment	Part Time Enrolment
South East Technological University	66.2%	33.8%
National Average	77.5%	22.5%

Table 4 National Enrolment by Study Mode, 2022-23 (Source: HEA)

² The most recently validated student enrolment statistics are drawn from the March 2023 SRS and are the source for all the student enrolment statistics below unless stated otherwise.

Student Enrolment by Discipline

SETU offers programmes and conducts research across most academic disciplines. The distribution of students across discipline areas is set out as follows. As the table shows, the largest concentration of activity for SETU are in Business followed by Health and Engineering:

ISCED Description ³	Full-time enrolment count	Part-time enrolment count	Total enrolment count	% Overall Enrolment	National Distribution
Generic programmes and qualifications	193	59	252	1.0%	0.9%
Education	87	269	356	1.0%	7.0%
Arts and Humanities	1,017	221	1,238	7.7%	13.4%
Social sciences, journalism and information	326	268	594	2.4%	6.3%
Business, administration and law	2,583	1,148	3,731	21.7%	20.3%
Natural sciences, mathematics and statistics	730	163	893	5.7%	10.4%
Information and Communication Technologies (ICTs)	1,129	348	1,477	8.9%	6.9%
Engineering, Manufacturing & Construction	1,686	1,606	3,292	17.6%	12.5%
Agriculture, forestry, fisheries and veterinary	615	80	695	4.6%	1.8%
Health and welfare	2,241	946	3,187	20.2%	17.0%
Services	846	1,377	2,223	9.3%	3.5%
	11,453	6,485	17,938		

Table 5 SETU Enrolment by Discipline, 2022-23 (Source: SETU SRS 2023; HEA)

The table above also indicates the overall distribution of national HEI enrolments by discipline. As can be seen, SETU has a higher than average percentage of students in Business, ICT, Engineering, Agriculture and Health than the national distribution.

It is notable that 13.3% of all Agriculture learners nationally are enrolled at SETU, 7.3% of Health learners, 7.5% of ICT learners, and 24.7% of learners in Services (with over 50% of all part-time learners in Services enrolled at SETU) (Source: HEA).

³ International Standard Classification of Education (ISCED) is the reference international classification for organising education programmes and related qualifications by levels and fields (<https://uis.unesco.org/sites/default/files/documents/international-standard-classification-of-education-fields-of-education-and-training-2013-detailed-field-descriptions-2015-en.pdf>).

Student Enrolment by Award Type

SETU enrolls learners on all award types from level 6 to 10 on the Irish National Framework of Qualifications.⁴ The distribution of learners by award type is shown below. The largest concentration of enrolments is at level 8 (Honours Bachelor's Degrees).

Programme Type	Programme Description	Full-time enrolment count	Part-time enrolment count	Total enrolment count
0W/0X	QQI Certificate (Apprentice)	0	1,097	1,097
10	Ordinary Degrees	1,852	391	2,243
11	Honours Degrees	7,769	679	8,448
12	Undergraduate Diplomas	0	92	92
14	Undergraduate Occasional	196	105	301
15	Certificates	9	2,350	2,359
16	Higher Certificates	518	628	1,146
23	Postgraduate Certificates	0	172	172
25	Taught Masters	547	441	988
26	Research Masters	300	56	356
27	PhD (Postgraduate)	183	40	223
29	Higher Diplomas	55	310	365
30	Post Graduate Diplomas	24	124	148
Total		11,453	6,485	17,938

Table 6 SETU Enrolment by Award Type 2022-23 (Source: SETU SRS 2023)

⁴ <https://www.qqi.ie/what-we-do/the-qualifications-system/national-framework-of-qualifications>

Partnerships and Collaboration

SETU delivers programmes with a range of State and other partners with approximately 2,000 students enrolled on these programmes. The following table describes and quantifies the programmes delivered in whole or in part by partner organisations.

Partner	Enrolment
Defence Forces	613
Teagasc	381
Irish Prison Service (IPS)	279
An Cosán	130
Tivoli Institute	87
Munich University of Applied Sciences (MUAS)	74
Carlow College, St. Patrick's	63
Dublin Art Therapy Centre	61
Gestalt Institute of Ireland	54
CILT	37
TUD (was IT Tallaght)	33
EASA approved ATPL training provider: Flight Training Europe, Jerez (FTE Jerez) or GreyBird	26
Irish National Stud	25
Association with Local Enterprise Office's (LEOs) in several counties	12
Nanjing University of Information Science and Technology	12
L'Ecole Supérieure de Commerce Bretagne, Brest, France	10
Nemeton Teo, An Rinne	10
Total	1,907

Table 7 SETU Collaborations and Partnerships

483 of the 1907 enrolments are on programmes delivered wholly by partners.

Student Enrolment from the Region

SETU draws to a very large extent for its student population on the South East region and regions adjacent to the South East. The following table displays the county origins of full-time SETU students for 2022-23.⁵ As is clear, the counties of the South East (Carlow, Kilkenny, Waterford, Wexford) account for a very large proportion of SETU enrolment, over 55%.

County	Enrolment
Waterford	1990
Wexford	1610
Kilkenny	1030
Kildare	830
Carlow	810
Tipperary	670
Laois	555
Cork	455
Dublin	445
Wicklow	430
Offaly	165
Meath	160
Limerick	105
Other	535

Table 8 County Origins of SETU Enrolment 2022-23 (Source: SETU March 2023 SRS)

The following table displays the number of students from each county who attend SETU.⁶ This shows a very considerable outward migration of South East based students to institutions outside the region.

County	National Enrolment	SETU Enrolment	% of National
Waterford	4550	1990	43.7%
Carlow	2180	810	37.2%
Wexford	4965	1610	32.4%
Kilkenny	3585	1030	28.7%
Laois	2795	555	19.9%
Tipperary	5790	670	11.6%
Kildare	8975	830	9.2%
Wicklow	5165	430	8.3%
Offaly	2710	165	6.1%
Other	127735	1700	1.3%

Table 9 SETU Enrolment by County and Overall HEI Enrolment by County (Source: HEA)

SETU's further development is critical to arresting this outward migration. The table above shows that 37% of full-time enrolments from the counties of the South East are enrolled at SETU, which means 63% of students from the South East are enrolled in HEIs outside the region. South East

⁵ Source: HEA Statistics bank.

⁶ Source: HEA Statistics bank.

compares unfavourably to other regions in this regard. For instance, for the South West region (Cork, Kerry), over 73% of full-time students from those counties attend HEIs in that region.

4. Access, Progression, Equality and Diversity

Socio-Economic Profile

SETU engages with a very diverse group of learners. In terms of socio-economic category, a significantly high proportion of SETU students are disadvantaged as classified by the HEA. SETU ranks second nationally for the percentage of students from disadvantaged backgrounds and shows a profile that is higher than the national average across all measures of disadvantage.

	% Disadvantaged	% Marginally Below Average	% Marginally Above Average	% Affluent
South East Technological University	15%	39%	37%	8%
National (all HEIs combined)	10%	29%	42%	20%

Table 10 Socio-economic profile of SETU enrolments 2021-22 (Source: HEA)

Learners from DEIS Schools and Learner Grant Holders

A large proportion of SETU students (consistent with the socio-economic profile above) are from DEIS (Equality of Opportunity in Schools) schools and are grant holders, as follows.

	New Entrant Grant Holders	New Entrant Grant Holders as % of NE Overall	New Entrants from DEIS Schools	New Entrants from DEIS Schools as % of NE Overall
South East Technological University	1,365	48.9%	644	23.1%

Table 11 New Entrants from DEIS Schools and New Entrant Grant Holders (Source: SETU SRS 2023)

Disability and Ethnic Background

SETU has a large population of students with disabilities, a larger proportion than the national average. The ethnicity of SETU's population however is marginally less diverse than the national average.

	% of Students with Disabilities	% Students from a White Irish background
South East Technological University	20.1	80.4
National (all HEIs combined)	19.4	75.8

Table 12 Diversity profile of SETU learners 2021-22 (Source: HEA)

Student Enrolment: New Entrants and Mature Learners

SETU has amongst the largest population of full-time new entrants classified as mature (that is, over the age of 23) in the State, as indicated in the table below. SETU's performance is significantly higher than the national norm.

Institution	Total NE	Mature NE	% Mature
South East Technological University	2865	245	8.6%
National (all HEIs combined)	46020	2470	5.4%

Table 13 SETU New Entrants and Mature Learners 2022-23 (Source: HEA)

Student Enrolment by Gender

One of the values declared by SETU as underpinning all its activities is a commitment to embracing equality, diversity and inclusivity. The gender breakdown of SETU enrolments is given in the following table.

ISCED digit		Fulltime enrolment count			Part time enrolment count	
		Male	Female	Prefer not to say / Non-binary	Male	Female
0	Generic programmes and qualifications	72	121	0	21	38
1	Education	26	60	1	66	203
2	Arts and Humanities	419	597	1	67	154
3	Social sciences, journalism and information	70	256	0	38	230
4	Business, administration and law	1,297	1,285	1	513	635
5	Natural sciences, mathematics and statistics	287	443	0	76	87
6	Information and Communication Technologies (ICTs)	927	200	2	245	103
7	Engineering, Manufacturing & Construction	1,372	314	0	1,521	85
8	Agriculture, forestry, fisheries and veterinary	373	242	0	47	33
9	Health and welfare	390	1,851	0	134	812
10	Services	535	310	1	928	449
Total		5,768	5,679	6	3,656	2,829

Table 14 Student Enrolment by Gender (Source: SETU SRS March 2023)

As the table shows, there is almost parity between male and female full-time students, though there are large majority male populations of students in ICT and Engineering and large majority female populations in Social Science and Health. Similar patterns are evident for part-time enrolments.

Progression and Non-Progression

Non-Progression by NFQ Level

This table provides an overview of the non-progression rates at SETU since 2018-19. There were 781 non-progressing first year full-time students in 2021-22, the most recent year for which a comprehensive analysis has been conducted.

Level (Award)	2019-20			2020-21			2021-22		
	New Entrants	Non-Progression	% Non-Progression	New Entrants	Non-Progression	% Non-Progression	New Entrants	Non-Progression	% Non-Progression
6 (Higher Certificate)	163	38	23%	161	53	33%	149	69	46%
7 (Ordinary Degree)	667	135	20%	578	150	26%	493	178	36%
8 (Honours Bachelors)	2105	212	10%	2287	421	18%	2110	534	25%
Total	2935	385	13%	3026	624	21%	2752	781	28%

Table 15 SETU Non-Progression 2020-22 (Source: SETU records)⁷

Non-Progression by Discipline

This table provides an overview of the non-progression rates and success in progression across different ISCED broad fields. The fields of Social Sciences, Journalism, and Information, as well as Health and Welfare, exhibit relatively lower non-progression rates at 19%, while the field of Engineering, Manufacturing & Construction has the highest non-progression rate at 42%. The overall non-progression rate across all fields is 28%.

Discipline	New Entrants	Non-Progression	% Non-Progression
Engineering, Manufacturing and Construction	410	172	42%
Business, Administration and Law	616	204	33%
Services	228	66	29%
Natural sciences, Mathematics and Statistics	163	45	28%
Information and Communications Technologies	272	74	27%
Arts and Humanities	176	46	26%
Agriculture, Forestry, Fisheries and Veterinary	150	31	21%
Social Sciences, Journalism and Information	57	11	19%
Health and Welfare	680	132	19%
Total	2752	781	28%

Table 16 SETU Non-Progression by Discipline (Source: SETU records)

⁷ Progression here is from Year 1 to Year 2 within 2 years.

5. Internationalisation

Enrolment and Profile

SETU's enrolment of international students has comprised between 5% and 7.6% of its full-time enrolment for the same period. SETU's full-time enrolment profile is given in the following table:

Domicile Group	2020/2021	2021/2022	2022/2023
Ireland	11,090	10,785	9,785
Northern Ireland	5	5	5
Great Britain	45	20	10
(Other) EU	180	75	170
Non-EU	595	475	600
Unknown	0		0
Grand Total	11,915	11,360	10,570
% NonEU of Total Full-time Enrolment	5%	4.2%	5.7%
% International of Total FT Enrolment	6.9%	5.1%	7.4%

Table 17 Full-Time SETU Students by International Category 2020-2023 (Source: HEA)

The university has a strong international profile with:

- Over 200 bilateral agreements across the European Union in 2022-23, and over 120 agreements across, Asia, Europe, Oceania, Africa, and the Northern and Southern Americas;
- Two SETU Joint International Colleges/Institutes
 - SETU-HUAHE (Henan University of Animal Husbandry and Economy, China)
 - SETU-NUIST (Nanjing University of Information Science and Technology, China)
- Offshore delivery with JLNU (Jilin Normal University, China) and ACCRA Business School, Ghana;
- Research and Innovation partnerships across 26 H2020 Projects (2017-2022) involving 548 universities/organisations/companies);
- 930 co-authored research publications (2017-2022) involving 943 world-wide organisations with the top five countries being UK, US, France, Italy and China.

SETU had 346 student mobilities in 2022/2023 with 91.6% supported by the Erasmus+ programme. SETU enrolled 566 Trans-national Education (TNE) students in 2022/2023, representing a two-fold increase compared to the previous year of 282 (2021/2022).

SETU's ambition with regard to international student enrolment involve:

- increasing the population of non-EU students to 8% of the university's enrolment by 2028), equating to c.980 enrolments;
- increasing the enrolment on transnational programmes to >2,000 by 2028, in line with existing inter-institutional trans-national agreements; and
- in relation to Erasmus+-supported mobility programmes, moving towards balanced mobility (whereby outgoing and incoming student match one another) over time.

EU-CONEXUS

The university is a full-partner in the EU-CONEXUS European University. The long-term goals of the European Universities programme involves improving the “international competitiveness of higher education institutions in Europe” and “promoting European values and identity” through the construction of deep, long-term, sustainable alliances between HEIs across the Union.⁸ The aspiration is to move beyond mobility programmes that have been the basis of European higher education collaboration to deeper forms of working together. To this end, EU-CONEXUS offers or plans to offer joint education, training and study programmes, and joint research and professional development opportunities for all of its staff, researchers, and students.



EU Conexus)

The EU-CONEXUS European University comprises SETU in partnership with:

La Rochelle University, France;

Catholic University of Valencia, Spain;

University of Zadar, Croatia;

Agricultural University of Athens, Greece;

Frederick University, Cyprus;

Technical University of Civil Engineering Bucharest, Romania;

Klaipeda University, Lithuania;

University of Rostock, Germany.

Figure 2 EU-CONEXUS Partner Universities (Source:

EU-CONEXUS is themed on “Smart Urban Coastal Sustainability” (SmUCS), and is focussed on defining, understanding and addressing societal challenges experienced by communities from urban and semi-urbanised coastal regions (rivers, seas and oceans). The following figure summarises the profile of EU-CONEXUS:

⁸ See <https://education.ec.europa.eu/education-levels/higher-education/european-universities-initiative/about?>

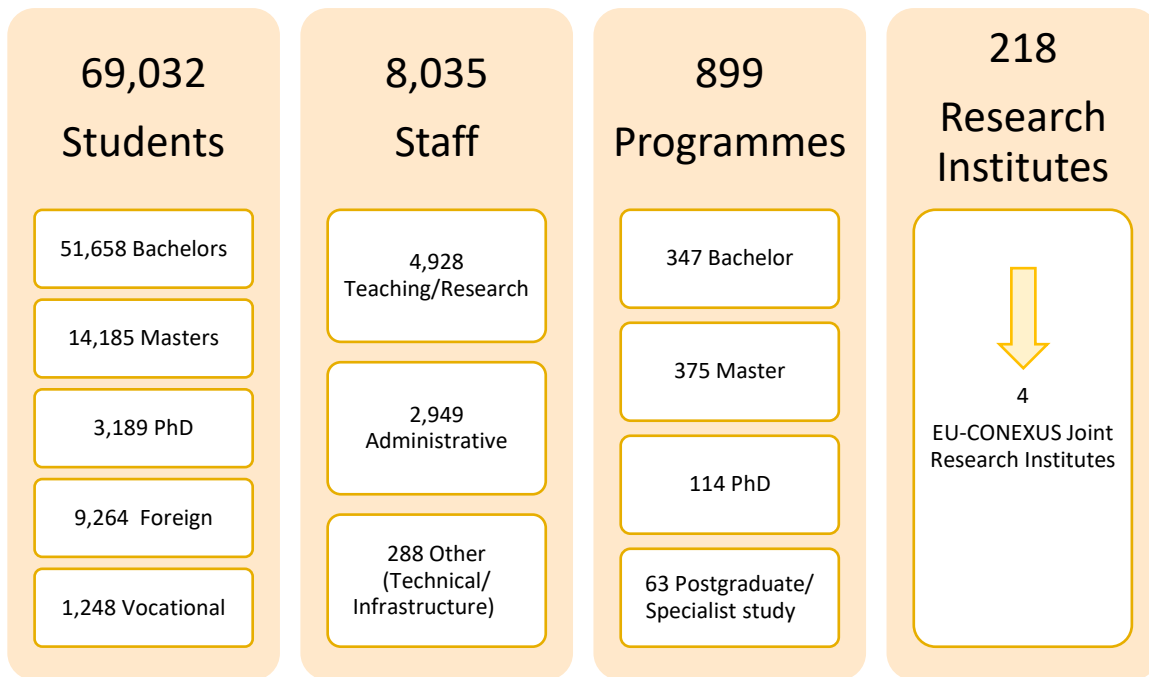


Figure 3 Profile of EU-CONEXUS

SETU plans to draw on the EU-CONEXUS alliance to increase the number of funded PhD student numbers and build supervisory capacity and research networks as well as to facilitate new joint undergraduate and post-graduate programmes, training programmes for staff and students, and other activities. SETU is leading on development of a Joint Masters and microcredentials in the core thematic of EU-CONEXUS, as well as internationally-focused careers service at alliance-level. This is amongst the range of activities set out in the following figure:

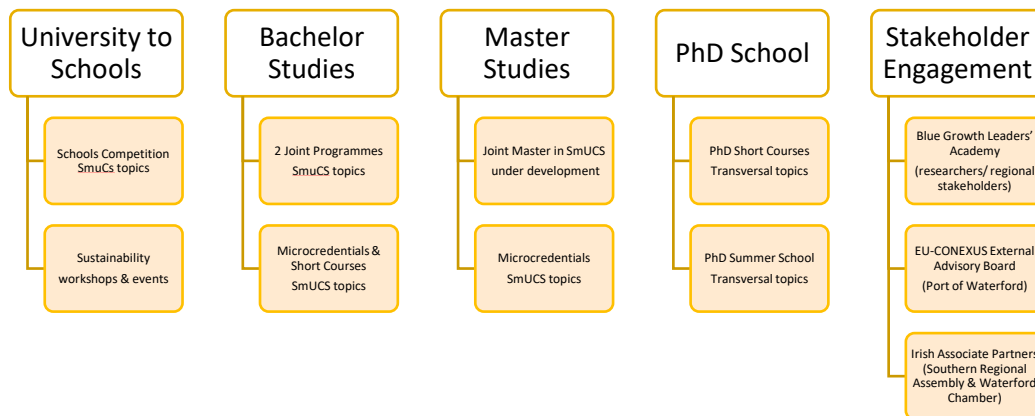


Figure 4 EU-CONEXUS Activities

6. Graduates

Graduates by Gender, Study Mode and Discipline

SETU typically graduates in the region of 3,000 full-time students and nearly 4,000 part-time students per year. Consistent with the student enrolment numbers, the largest concentrations are in Business, Engineering, Health, and Arts/Humanities. The following table gives a breakdown of graduates by gender.

ISCED digit		Fulltime enrolment count			Part time enrolment count	
		Male	Female	Prefer not to say / Non-binary	Male	Female
0	Generic programmes and qualifications	0	0	0	22	15
1	Education	11	17	0	45	137
2	Arts and Humanities	123	172	0	56	65
3	Social sciences, journalism and information	11	36	0	35	164
4	Business, administration and law	454	341	0	446	606
5	Natural sciences, mathematics and statistics	63	94	0	100	85
6	Information and Communication Technologies (ICTs)	176	42	0	48	17
7	Engineering, Manufacturing & Construction	278	54	1	269	33
8	Agriculture, forestry, fisheries and veterinary	113	39	0	29	26
9	Health and welfare	106	631	0	131	792
10	Services	133	76	0	445	247
Total		1,468	1,502	1	1,626	2,187

Table 18 Graduates by Gender, Study Mode and Discipline 2022 (Source: SETU SRS March 2023)

Awards and Achievement

The following describes, as indicative of the overall institutional profile, the achievement of Full-Time Level 8 graduates:

Grade Description	Total	Percentage
First Class Honours	315	18.1%
Second Class Honours Grade 1	739	42.5%
Second Class Honours Grade 2	495	28.4%
Pass	191	11.0%
Total	1,740	

Table 19 SETU Level 8 Graduate Achievement, Class of 2022 (Source: SETU SRS March 2023)

Graduate Employment

Region and County of Employment

A significant number of SETU graduates find employment in the region, evidence of SETU's regional impact (and of the potential impact were SETU to impact positively on regional outward migration). The following tables describe the region and county of employment of SETU graduates:

NUTS 3 Region of Employer	No. of Graduates	% of Total Graduates
South-East	804	38.5%
Dublin	424	20.3%
Mid-East	385	18.4%
Mid-West	143	6.9%
South-West	140	6.7%
Midlands	96	4.6%
West	48	2.3%
Border	47	2.3%
Total	2087	100.0%

Table 20 Region of Employment for SETU Graduates Class of 2022 (Source: SETU Graduate Survey)

County of Employer	No. of Graduates
Dublin	424
Waterford	321
Kildare	260
Wexford	203
Kilkenny	156
Cork	125
Carlow	124
Tipperary	85
Wicklow	78
Other	314
Total	2090

Table 21 County of Employment for SETU Graduates Class of 2022 (Source: SETU Graduate Survey)

Top Employers

SETU partners with many local, regional and national companies and bodies, including State agencies, and SETU graduates are employed by a diverse range of employers across the region and beyond. The top employers for SETU graduates are described in the following table. We note that SETU has very close collaborative arrangements, including programme delivery collaborations, with the Irish Defence Forces and the Irish Prison Service, in particular (as set out elsewhere) that shape some of the figures reported.

Employer	No. of Graduates
Irish Defence Forces	124
HSE	60
Irish Prison Service	44
Self Employed	27
SETU	26
Nua Healthcare	25
AIB	13
Brothers of Charity Services Ireland	12
Daffodil Care Services	12
Department of Education and Skills	11
Peter McVerry Trust	11
PwC	11
Tusla	11
Boston Scientific	10
State Street	10
Tirlán	10

Table 22 Top Employer (>10 graduate employees) SETU Graduates Class of 2022 (Source: SETU Graduate Survey)

7. Staff Profile

SETU has approximately 1,500 staff. The following table displays the number of staff by category:

	2021-22	2022-23	2023-24
Academic	787	818	835
Management	44	42	48
Clerical/Administration	209	227	237
Technical	119	124	117
Support staff	47	52	62
Student support	21	20	20
Exchequer funded Research staff	81	94	81
Other Research and/or Specialist project-based posts funded from non-Exchequer source	146	143	143
Total	1,454	1,519	1,542

Table 23 SETU Staff Profile (Source: SETU ECF Returns March 2022, March 2023, December 2023)

44% of SETU's full-time academic staff have PhDs. SETU has (2023-24) 17 post-doctoral researchers.

According to Higher Education Research and Development survey (HERD) return, 624 academic staff from SETU were classified as Research Active.

47.9% of SETU staff are male and 52.1% of SETU staff are female. The following gives the gender breakdown by staff category:

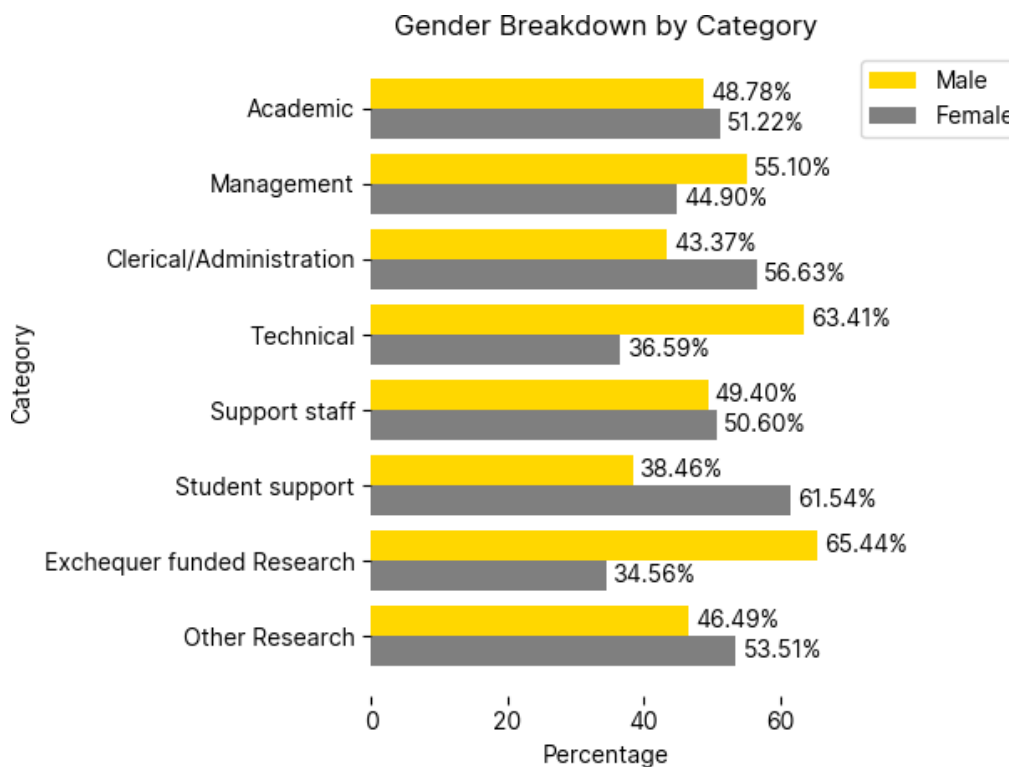


Figure 5 SETU Staff Gender Breakdown by Category (Source: SETU ECF Return December 2023)

8. Research and Innovation

SETU has a strong track-record of research and innovation activity, especially in areas of regional priority. SETU has an ambitious strategy when it comes to research and innovation with plans to increase the volume, focus and impact of its research consistent with the profile of a leading technological university and as the driving force behind an innovation-focussed region. SETU's new research strategy, currently in development, will plan for a significant elevation in research performance by the organisation, specifically:

- Doubling the number of doctoral students by 2028, including developing two new professional doctoral programmes;
- Increasing PhD qualifications amongst staff;
- Doubling the number of post-doctoral researchers by 2028;
- Doubling the number of research applications;
- Increasing publications by 20%;
- Increasing industry research agreements by 30%;
- Enhancing organisational research culture, especially through
 - Developing a new model for workload allocation that takes full account of research activity;
 - Introducing a research sabbatical scheme;
 - Introducing a full professor scheme

Significant capital developments will enhance SETU's research capacity, including the development of the University-Enterprise Quarter in Waterford. This will be a landmark research, innovation, education and enterprise development that through co-location of researchers and enterprise will further develop the engagement offering of the university to complement existing innovation activities across all campuses. The university in these ways continues to seek to progress the South East as an Innovation Region.

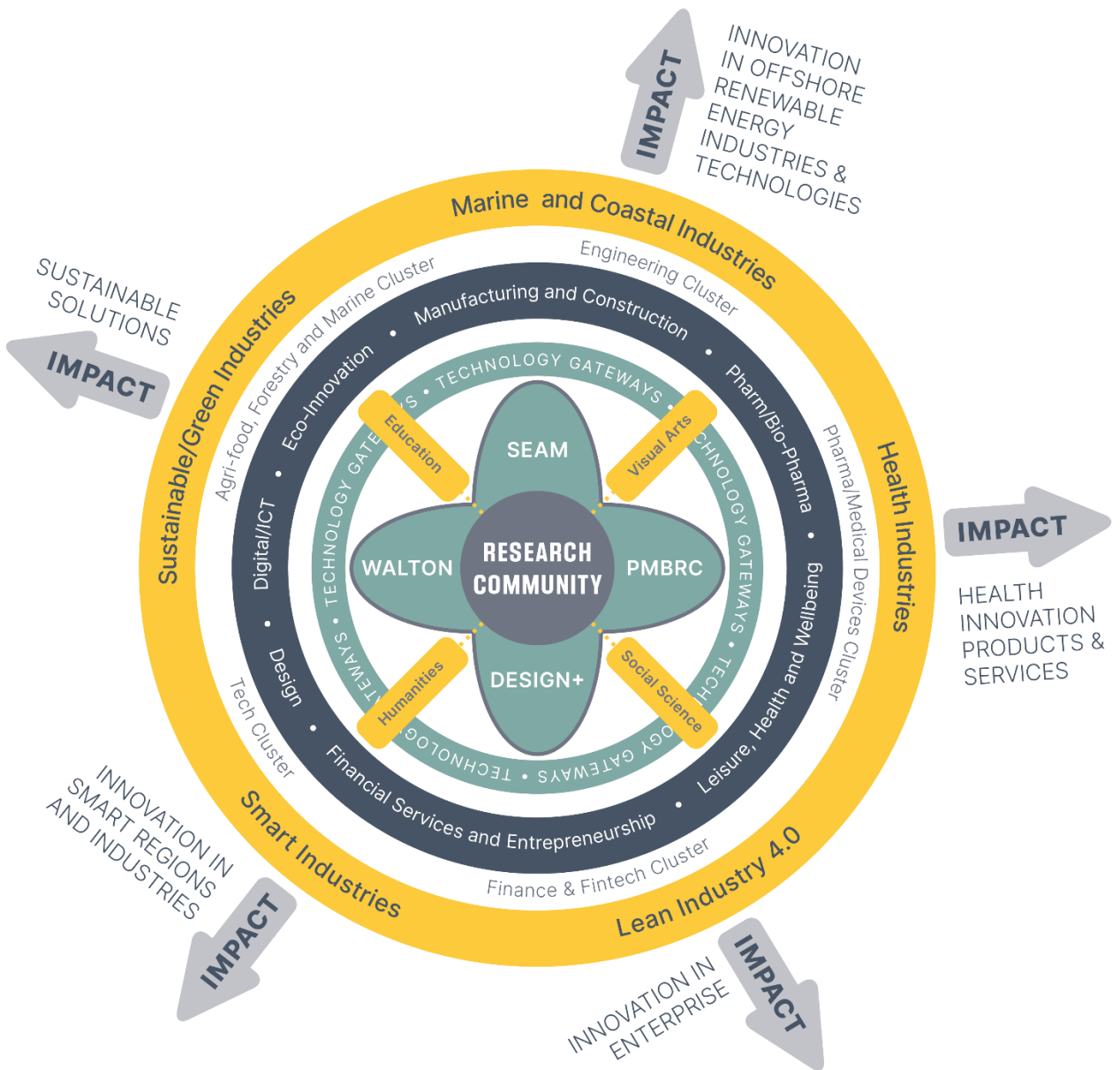
Research and Innovation and Regional Priorities

SETU has a mature and evolved research and innovation ecosystem as represented in the figure below. There is close alignment between SETU's research effort and the areas identified in regional policy for priority development. Specifically, the areas of regional emphasis are:

- ICT
- Agriculture
- Advanced Manufacturing
- Pharmaceuticals
- Financial Services.

Emerging as a strong priority for the coming decade will be renewable energy and SETU is planning accordingly.

Regional economic development policy also puts emphasis on the cultivation of regional entrepreneurship and support for regional small and medium businesses. SETU has significant expertise in this area that it continues to direct towards regional enterprise.



- REGIONAL INDUSTRIAL SPECIALISATIONS
- SETU RESEARCH
- SETU TECHNOLOGY GATEWAYS
- +
 SETU RESEARCH COMMUNITY

- SEAM** South Eastern Applied Materials Research Centre
- PMBRC** Pharmaceutical and Molecular Biotechnology Research Centre
- WALTON** Walton Institute for Information & Communication Systems Science
- DESIGN+** Design Led Engineering, Computing & Bioscience

Figure 6 SETU and the Regional Innovation Ecosystem

An important instrument for regional innovation engagement for the university are its Enterprise Ireland Technology Gateways. These are part of the wider national Technology Gateway network and are as follows:

SETU Technology Gateway	Domain
Pharmaceutical and Molecular Biotechnology Research Centre (PMBRC)	Pharmaceuticals
South East Applied Materials (SEAM)	Advanced manufacturing
Design+	Industrial design
ICS (part of the Walton Institute)	Telecommunications and ICT

Table 24 SETU Technology Gateways

Research Organisation

SETU’s strategic plan includes a representation of the organisation of research at the university in terms of (a) research groups, centres, and the university’s research unit and (b) in terms of the overall maturity of research in each area. This is reproduced below.

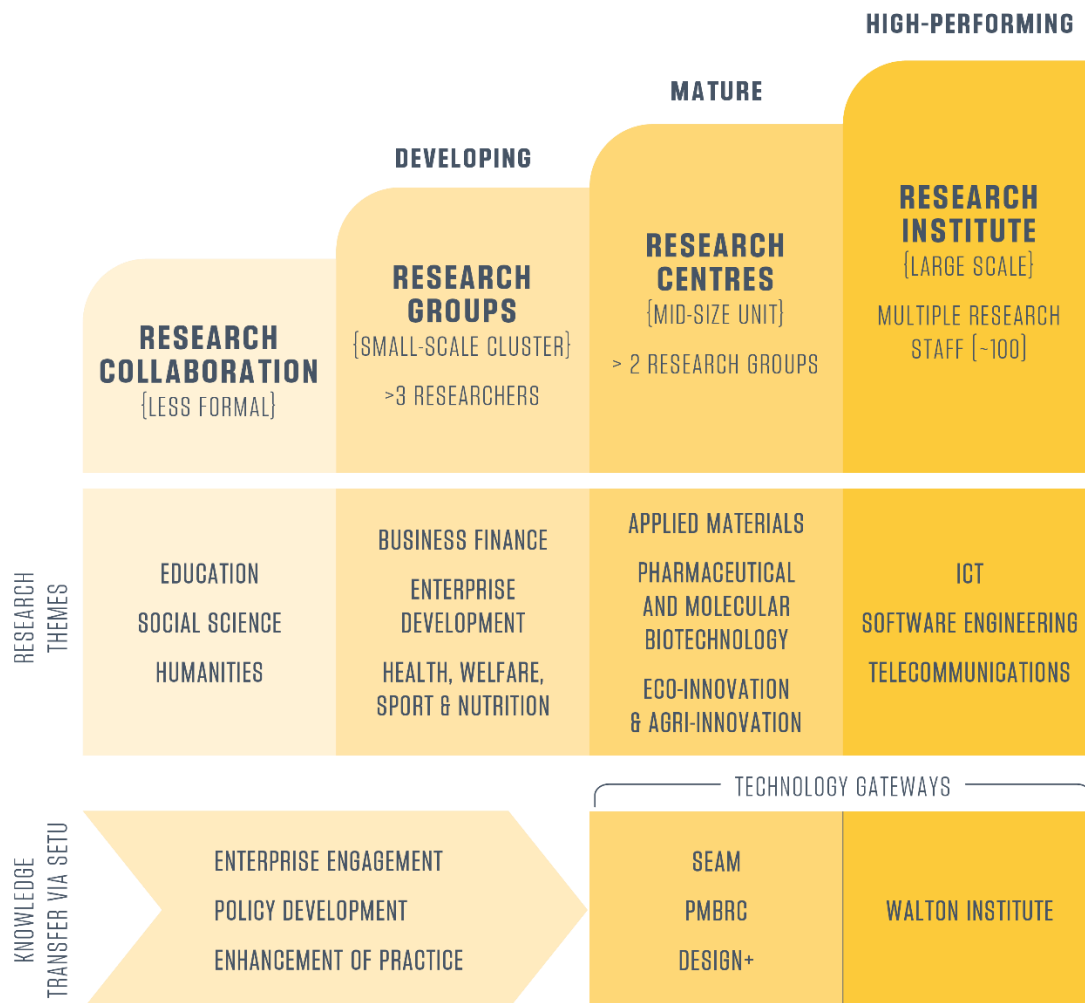


Figure 7 Research Division Organisation in SETU

It is an ambition of the university that by 2028 it will have an additional research Institute, that there will have been an evolution of some research groups to research centres, and that there will be new research groups as research collaboration reaches critical mass in a number of areas.

Research Funding

The following shows the research funding achieved by each organisational unit in the period May 2022-August 2023. This represents a return from 265 funding applications.

Research Funding by Division (€) ⁹	
Walton Institute	13,082,975
School of Engineering	7,107,464
School of Science and Computing	2,490,662
School of Health Sciences	1,336,362
enviroCORE	973,453
School of Business	794,628
School of Humanities	569,517
engCORE	491,014
healthCORE	253,250
Design+	221,341
School of Education and Lifelong Learning	192,073
Equality, Diversity and Inclusion	100,000
compuCORE	62,058
socialCORE	29,083
designCORE	5,000
<i>RFAM</i>	<i>2,103,272</i>
<i>Research Overheads</i>	<i>2,033,396</i>
Total	31,845,548

Table 25 SETU Research Funding by Division (2022-23) (Source: SETU Research Office)

⁹ A total of €31.85m was awarded in the period 01 May 2022 – 31 August 2023. The Walton Institute and CORES are classified separately, outside of Faculty/School structures. Research overheads and RFAM are also shown separately.

The following represents the funding awards by sponsor.

Funding Awards by Sponsor	
European Commission	43%
Enterprise Ireland	25.8%
Science Foundation Ireland	8.7%
Higher Education Authority	6.7%
Industry	7.0%
Irish Research Council	4.3%
Other	4.5%

Table 26 SETU Research Awards by Sponsor (Source: SETU Research Office)

SETU's ranks ninth in Ireland with regard to signed grant agreements under Horizon Europe (€11,311,218) representing 3% of the national total (€372.3m). SETU was by far the highest performing Technological University, however, and accounts for approximately 42% of the TU signed grant agreements under Horizon Europe (the TU total was €26,775,585).¹⁰

SETU's total research expenditure for the period May 2022-August 2023 was €31.19m. When annualised, research expenditure is in the region of €23.4m per annum, including payments to partners.

Publications

SETU targets in its strategic plan a 20% increase in publications. The following shows university publications for the last three years along with the percentage of those publications in high-impact journals.¹¹

Year	Number of publications	Percentage in High Impact Journals
2021	275	63.6%
2022	312	64.7%
2023*	263	62.0%
2021-2023*	850	63.5%

Table 27 SETU Publications 2021-2023 (Source: SciVal)

¹⁰ Source: europa.eu portal as of 19.02.2024

¹¹ Source: SciVal 11 Apr 2024 with Scopus data up to 3 Apr 2024. 2023 is considered an incomplete year until June 2024. High impact journals are journals classified as being in quartile 1 or quartile 2 of any Scopus subject category for the Scimago Journal Rank metric (<https://www.scimagojr.com/journalrank.php>).

The following shows the distribution of 2023 publications by discipline/academic field.¹²

Field	Number of Publications	Percentage of Total
Clinical and Health	71	27.0%
Physical Sciences	66	25.1%
Engineering and Technology	60	22.8%
Life Sciences	56	21.3%
Social Sciences	52	19.8%
Computer Science	41	15.6%
Business and Economics	29	11.0%
Arts and Humanities	15	5.7%
Education	12	4.6%
Psychology	12	4.6%
Law	4	1.5%
Not classified	4	

Table 28 SETU Publications by Field (Source: SciVal)

SETU ranks twelfth amongst the universities when it comes to the number of publications in the period 2021-23, accounting for 1.3% of the total publication numbers produced (which is 66,168). The TU sector accounts for just over 8% of the total publication count and SETU accounts for approximately 15% of the TU sector total (Source: SciVal).

Knowledge Transfer Metrics

SETU has particular responsibilities when it comes to supporting regional economic development, especially in high-value, knowledge-intensive areas of employment. The university partners closely with regional industry in support of innovation activity. The following shows the performance of the university in knowledge transfer over the last three years.

	2021	2022	2023
Research Agreements No.	120	124	100
Research Agreements Value €	€1,403,228	€1,217,632	€ 1,346,348
Consultancy No.	225	63	179
Consultancy Value €	€907,666	€390,770	€ 609,984
Licences, Options and Assignments	8	4	3
Invention Disclosures	14	13	6
Patents Filed	3	2	1
Patents Granted	0	0	1
Spin Out Companies	1	1	0
Active Spin-Out Companies (in existence >3 years)	6	7	7

Table 29 SETU Knowledge Transfer Performance (Source: SETU Tech Transfer Office)

¹² The classification used is that for the Times Higher Education ranking. Note that many publications are classified in multiple subject fields.

9. University Funding and Capital Footprint

Funding

SETU is largely a State-funded organisation with the bulk of its income derived from Exchequer sources. SETU's income is described in the following table.

Core Income	(€, 000)
State Grants	91,802
Student Fees, of which ...	50,352
State	27,261 (54%)
Non-State	22,682 (46%)
Research Grants and Contracts, of which ...	21,922
State (includes EU)	19,229
Non-State	2,69
Other Income, of which ...	19,904
State	3,530 (18%)
Non-state	16,374 (82%)
	183,981

Table 30 SETU Income 2022-23 (Source: SETU HEA Budget Submission)¹³

Approximately 77% of SETU's income is derived from State sources. The remaining 23% equating to approximately €41.8 million is from non-State sources, the largest of which is the student contribution (approximately €10.9 million).

Of the remaining non-State income sources, the most important are from fee-paying international students (approximately €4.8 million of the Student Fees above), lifelong learning (approximately €3.2 million of the Student Fees above), research contracts and consultancy (€2.7 million approximately), the activities of various subsidiaries (approximately €8.6 million), and miscellaneous other small-scale activity such as room hire (approximately €1 million).

¹³ SETU Financial Statements cover the 16 month period from 1st May 2022 (the date of establishment) to 31st of August 2023. Figures presented above have been derived from the Draft Financial Statements and are reflective of the 12 month Academic period from September 2022 to August 2023. Comparative figures, where presented, are also reflective of a 12 month Academic period.

Capital Footprint

SETU is a multi-campus university with a presence in the four major urban settlements in the region. The overall footprint of the university is described in the following table:

Campus	Size	Student Population
Cork Rd., Waterford	44,000m ²	9,238
IDA Industrial Estate, Waterford	3,900 m ²	
College St. Waterford	10,000 m ²	
Granary, Waterford	1,700 m ² (rented)	
West Campus, Waterford	10,000 m ² (Sports Zone) 12,225 m ² (Enterprise/Innovation)	
Kilkenny Rd., Carlow	44,200 m ²	7,322
Sports Campus, Carlow	1,525 m ²	
Summerhill, Wexford	2,527 m ² (rented)	975
Hill Street, Wexford	870 m ² (rented)	
Wicklow County Campus, Rathnew	2,090 m ² (rented)	403
Total	133,037 m²	17,938

Table 31 SETU Capital Footprint and Enrolment (Source: SETU Capital Projects Office; SETU SRS Return 2023)

In addition, SETU runs an outreach incubation centre in St Kieran's in Kilkenny city, though no students are based there.

Appendix

The SETU enrolment statistics presented above, as indicated, are based on the most recent validated student return to the HEA which is March 2023. The following represent the *unvalidated* returns for March 2024. Note the following include overseas enrolments.

	Full-time enrolment count	Part-time enrolment count	Total enrolment count
2023-2024	12,025	6,222	18,247
Movement from 2023	+572	-263	+309

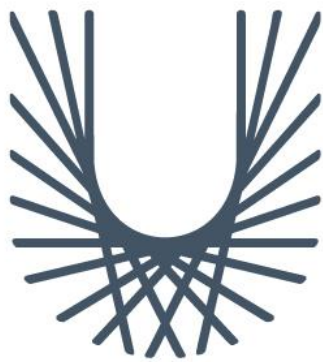
Table 32 Indicative Summary SETU Enrolment 2023-24 (Source: Draft SRS March 2024)

ICED 2 digit	ISCED Description	Full-time Enrolment	Part-time Enrolment	Total Enrolment	Movement from 2023
0	Generic programmes and qualifications	190	73	263	+11
1	Education	53	296	349	-7
2	Arts and Humanities	1,018	185	1,203	-35
3	Social sciences, journalism and information	358	400	758	+164
4	Business, administration and law	2,477	1,207	3,684	-47
5	Natural sciences, mathematics and statistics	683	140	823	-70
6	Information and Communication Technologies (ICTs)	1,559	399	1,958	+481
7	Engineering, Manufacturing & Construction	2,036	1,751	3,787	+495
8	Agriculture, forestry, fisheries and veterinary	689	96	785	+90
9	Health and welfare	2,101	884	2,985	-202
10	Services	861	791	1,652	-571
		12,025	6,222	18,247	+309

Table 33 Indicative SETU Enrolment by Discipline 2023-24 (Source: Draft SRS March 2024)

	Prog Description	Full-time Enrolment	Part-time Enrolment	Total Enrolment	Movement from 2023
OW/OX	QQI Certificate (Apprentices)	0	1,166	1,166	+69
10	Ordinary Degrees	1,769	552	2,321	+78
11	Honours Degrees	8,426	560	8,986	+538
12	Undergraduate Diplomas	0	45	45	-47
14	Undergraduate Occasional	211	36	247	-54
15	Certificates	6	2,122	2,128	-231
16	Higher Certificates	584	475	1,059	-87
23	Postgraduate Certificates	0	214	214	+42
25	Taught Masters	501	489	990	+2
26	Research Masters	248	47	295	-61
27	PhD (Postgraduate)	192	56	248	+25
29	Higher Diplomas	66	326	392	+27
30	Post Graduate Diplomas	22	134	156	+8
Total		12,025	6,222	18,247	+309

Table 34 Indicative SETU Enrolment by Award Type 2023-24 (Source: Draft SRS March 2024)



**SE
TU**

Ollscoil
Teicneolaíochta
an Oirdheiscirt

South East
Technological
University