



QQI

ANNUAL ANALYSIS OF AWARDS MADE BY QQI IN 2022



QQI

ANNUAL ANALYSIS OF AWARDS MADE BY QQI IN 2022

This is a summary analysis of QQI Certification Data for 2022. It looks at QQI awards for further education and training (FET) providers and certain higher education (HE) providers.

It has three sections:

Section 1 on page 4 provides a summary with highlights.

Section 2 on page 5 provides a statistical overview and trends.

Section 3 from page 6 - 20 provides a detailed breakdown looking at NFQ level, class, field of learning, and provider type. The analysis includes trends and information on each of the ETBs, apprenticeships and learner profile. The report details how the overall number of awards made by QQI in 2022 is recovering from COVID-19 restrictions.

Disclaimers on the numbers in this report

QQI is the only body currently awarding FET qualifications that are included in the National Framework of Qualifications (NFQ). QQI awards, however, account for a relatively small fraction of the HE awards made each year that are included in the NFQ.

In many cases, data trends are outlined since 2014. This was the year when the migration of relevant FET awards to the Common Award System (CAS) was completed and the majority of QQI awards are currently part of this system.

The analysis of QQI minor awards for a given year does not include some of the components that were achieved in that year to qualify for the linked major award earned in that year. QQI is currently reviewing this approach so that the reporting of minor awards is clearer.

The analysis does not report numbers lower than 6, which are marked with * in the analysis.

You can find further information on the <https://infographics.qqi.ie/>

Summary of report with highlights

- The number of learners attaining FET and HE awards from QQI increased in 2022 from 2020 and 2021.
- This increase decelerates the general downward trend observed in the number of FET learners receiving QQI awards and accelerates the rate of growth in the number of HE learners receiving QQI awards.
- It suggests recovery from the impact of the COVID-19 pandemic which was significant across 2020 and 2021. See further details in the https://www.qqi.ie/sites/default/files/2022-02/qqi-certification-data-and-analysis-2021_0.pdf

These are some of the highlights:

Rise and fall of awards

- The number of QQI FET major awards made at the lower levels of the NFQ (levels 1 to 3) grew in 2022 by 36% on average from 2021. Numbers also increased at level 6 by 10%.
- The number of QQI HE major awards made increased at all NFQ levels, except at levels 6 and 7 (down 21% and 12% from 2020), continuing the downward trend observed in previous years at these NFQ levels.
- Craft apprenticeship certification was hit hard by COVID-19 but certification in 2022 recovered and was up 56% from 2021.

Continued popularity of small qualifications

- The popularity of small qualifications (sometimes called micro-credentials) observed in 2020 continued in 2022. The increase was particularly high for:
 - special purpose (up 30% from 2021) and supplemental awards (up 64%) in FET, and
 - minor awards (up 22% from 2021) in HE.(These small qualifications have long been a feature of FET in Ireland.)

Shifts in providers

- The share of major awards grew by 8 percentage points for private providers and declined by 11 percentage points for the ETBs between 2019 and 2022 (from 57% to 46%). All HE QQI providers are private.
- The proportion of active providers who issued QQI awards to 100 learners or more per year has grown. In 2014, the proportion was 29% while in 2022 it was 44%.

Learner profile

- There were more female learners than male learners attaining QQI awards. In FET, the gender gap narrowed in 2022 (the gap being 2%) but widened in HE, where the share of female learners has been growing 2 percentage points year on year since 2020.
- The age distribution of learners receiving QQI awards is more evenly distributed for FET than for HE. Those achieving HE awards tend to be younger than those receiving FET awards. This is particularly at levels 8 and 9, where a quarter of awards achieved in 2022 were by learners aged 20-29.

Overall changes in FET certificates since 2014

Looking at the time series in the report (pages 5 & 6) you can see that the number of active providers, FET learners achieving certification and FET certificates awarded have fallen significantly since 2014. There are several factors contributing to these trends, see:

<https://www.qqi.ie/news/qqi-awards-in-further-education-and-training-recover-from-pandemic-impact>

In this report, we offer some reasons for the decline in the **number of active providers**:

- **Business factors:** These include cost/benefit analysis of accessing the NFQ and re-engagement, focus on core business and/or insufficient demand for the programmes being offered.
- **Partnerships and consolidation:** Providers have sought other routes to validation and certification. For example, making arrangements with a larger provider to operate under its quality assurance and programme development capacity. In this case, the number of providers is reduced, but the level of certification may not be affected and may even increase.
- **Public funding:** This was a factor for many smaller community sector providers.
- **Sectoral developments:** Some providers were impacted when particular QQI awards lost regulatory significance such as Occupational First Aid.

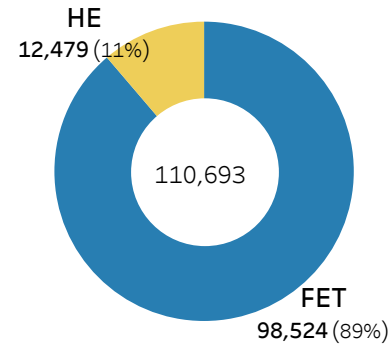
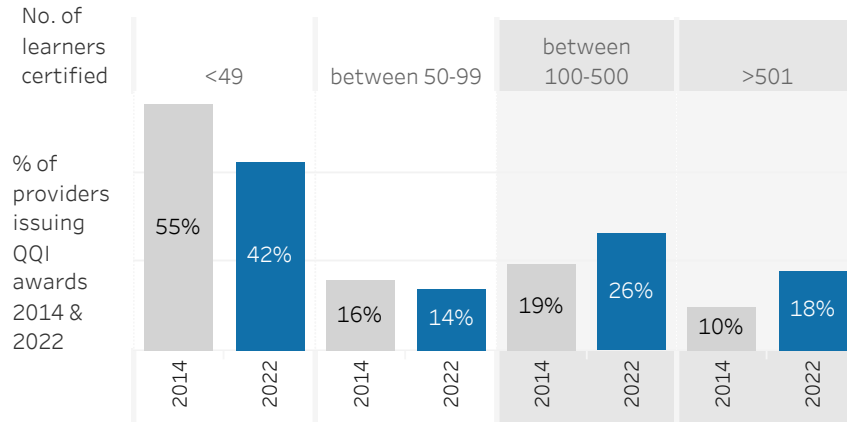
OVERVIEW - AWARDS MADE BY QQI IN 2022



236 active providers* (down 14% from 2021); 44% of these providers issued QQI awards for 100 or more learners (in 2014 the proportion was 29%) – further information page 6



110,693 learners received QQI awards (up 5% from 2021)

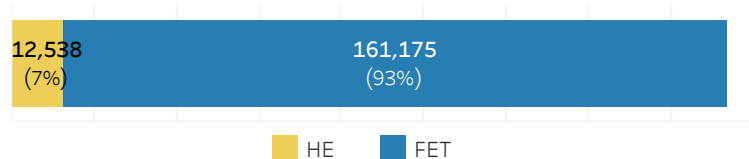


*95% of all providers registered with QQI were 'active' in 2022 (there were 246 registered providers).



173,713 awards were made by QQI (up 4% from 2021)

- 161,175 in FET, 93% of all awards made (up 3% from 2021).
- 12,538 in HE, 7% of all awards made (up 6% from 2021).



NFQ level 5 accounted for the largest number of awards achieved by NFQ level in 2022. 49% of all awards achieved were made at this level.

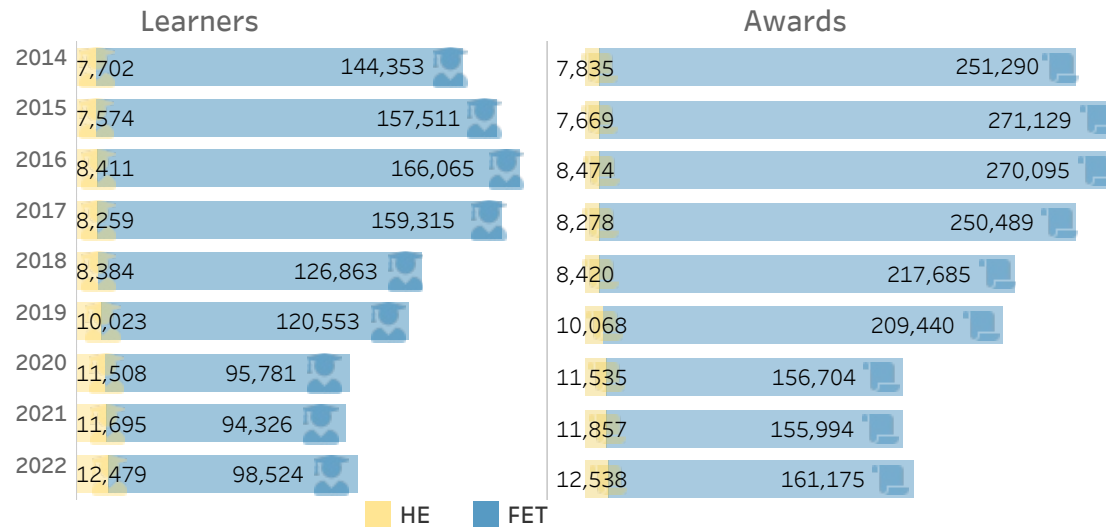


8,272 learners received awards at two or more NFQ levels in 2022 (up 9% from 2021)

310 learners received both FET and HE awards in 2022 (up 16% from 2022)

3,181 QQI major awards were made to apprentices in 2022 (up 56% from 2021), mainly at NFQ level 6 in the FET sector - further information pages 18 and 19

NUMBER OF LEARNERS RECEIVING QQI AWARDS - TRENDS 2014-2022

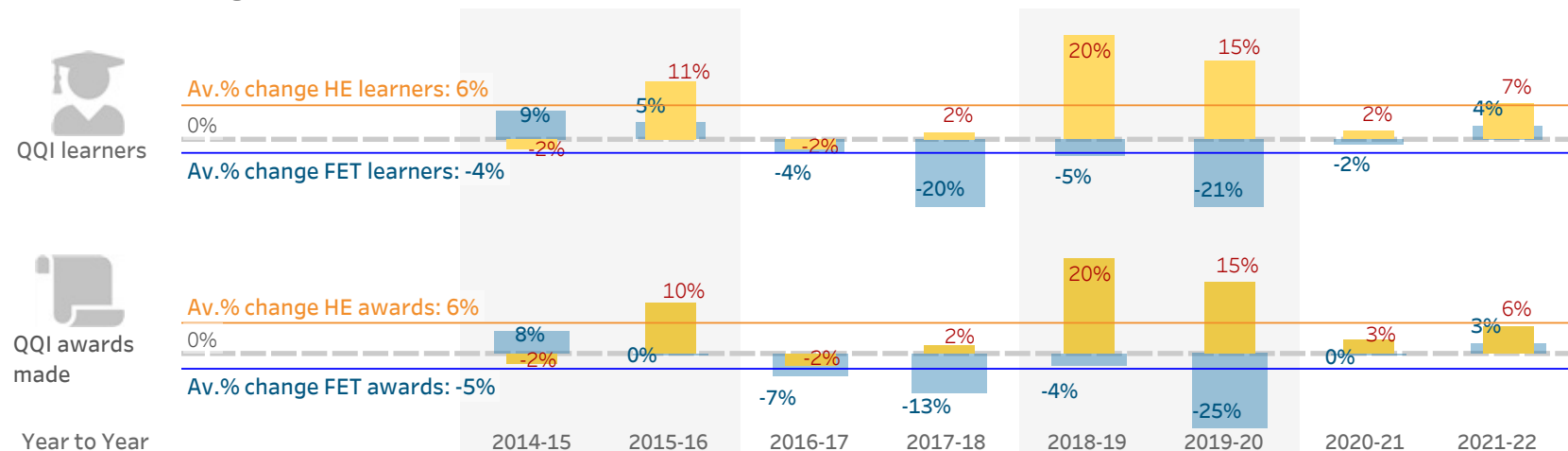


The number of learners receiving FET and HE awards from QQI both **increased in 2022** from 2020 and 2021. This increase decelerated the general downward trend observed in the number of **learners receiving FET awards from QQI**; and accelerates the rate of increase in the number of **HE learners receiving QQI awards**.

The **COVID-19 pandemic** and related restrictions in 2020 affected the number of QQI learners and awards achieved: it accelerated the general downward trend in the number of FET learners receiving QQI awards and slowed the upward trend in the HE sector. See <https://www.qqi.ie/news/qqi-awards-in-further-education-and-training-recover-from-pandemic-impact> for further information on the impact of the COVID-19 pandemic.

The number of **QQI FET learners and awards** has declined year on year since 2015 to 2021, by an average of 4% and 6% respectively. The largest drop in numbers occurred in 2020 when learners declined by 21% and awards by 25%. In 2021, the number of learners remained stable and awards dropped by just 2%, the lowest decline since 2016. **In 2022, numbers increased from the previous year by 4% and 3% respectively**, the largest % change increase since 2015.

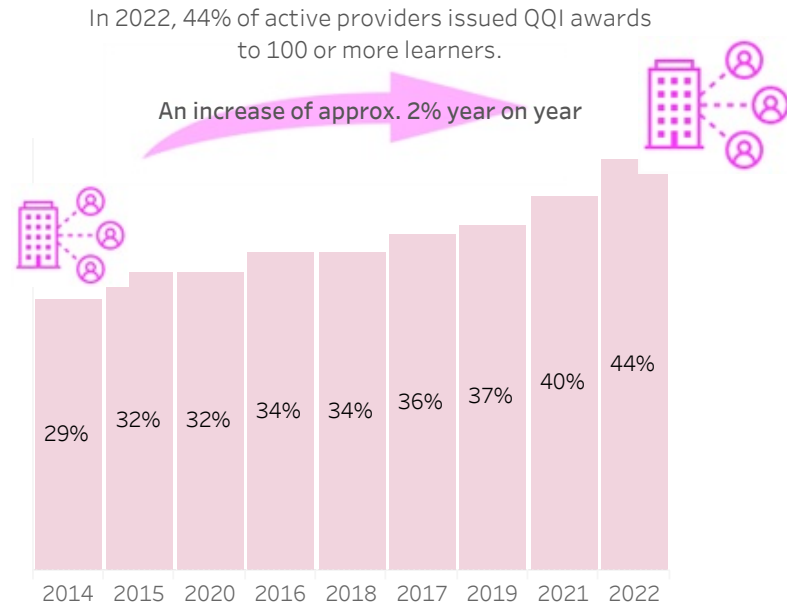
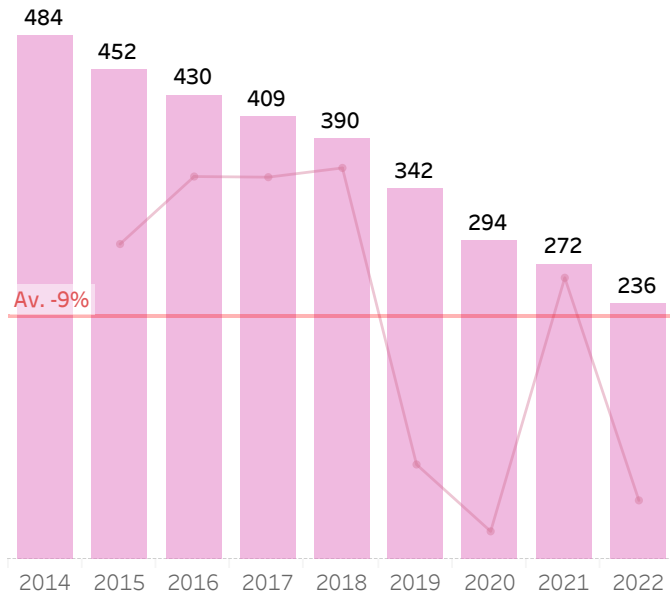
The numbers of **HE learners receiving QQI awards** has been growing since 2016. Year on year, the average increase in the number of HE learners and awards is 6%. This upward trend peaked in 2019. The change between 2020 and 2021 in HE learners certified and HE awards made slowed to 2% and 3% respectively, which were below the respective average changes of 6% between successive years over 2014-2022. **In 2022, numbers recovered from the previous year and continued the average rate of increase observed in the sector.**



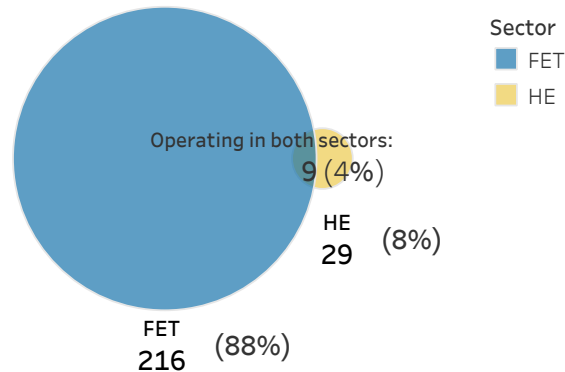
PROVIDERS: NUMBER OF QQI AWARDS MADE & LEARNERS - TRENDS 2014 - 2022



In 2022, there were **236 QQI active providers***. Since 2014, the total number of active providers issuing QQI awards has been decreasing, but the remaining providers are becoming larger: in 2022, almost half (**44% of QQI active providers**) issued QQI awards for 100 or more learners, an increase of 15 percentage points on 2014.



The majority of active providers issuing QQI awards operate in the FET sector only (88% or 216 providers); 29 in the HE sector only (11%); and 9 providers operate in both the FET and HE sectors in 2022.



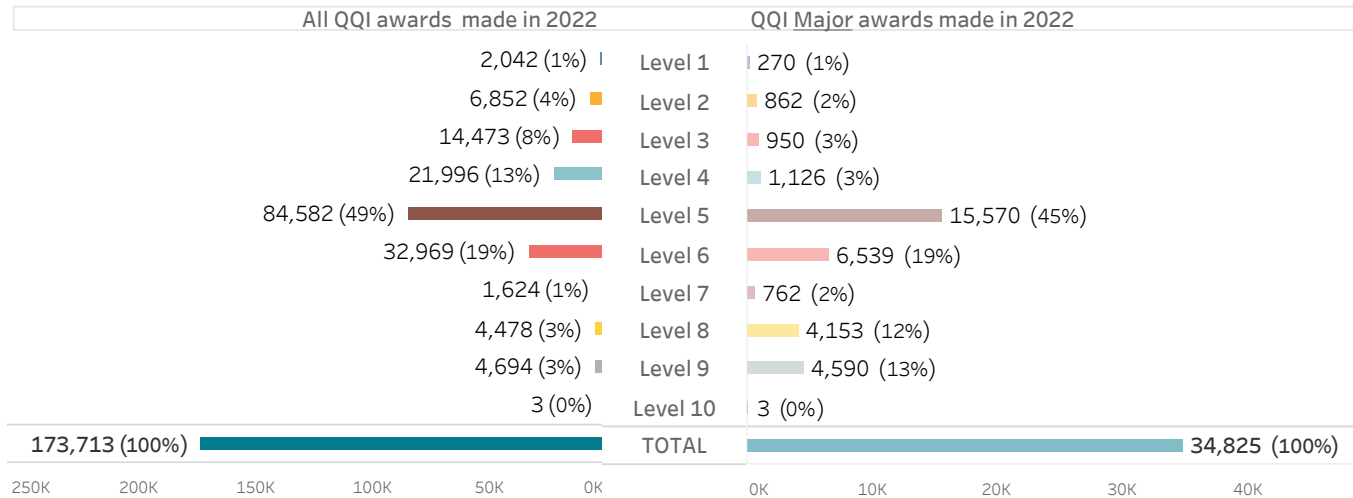
*95% of all providers registered with QQI were 'active' in 2022, i.e., they certified QQI awards in 2022. There were 246 registered providers.

NUMBERS OF QQI AWARDS BY NFQ LEVEL & CLASS IN 2022

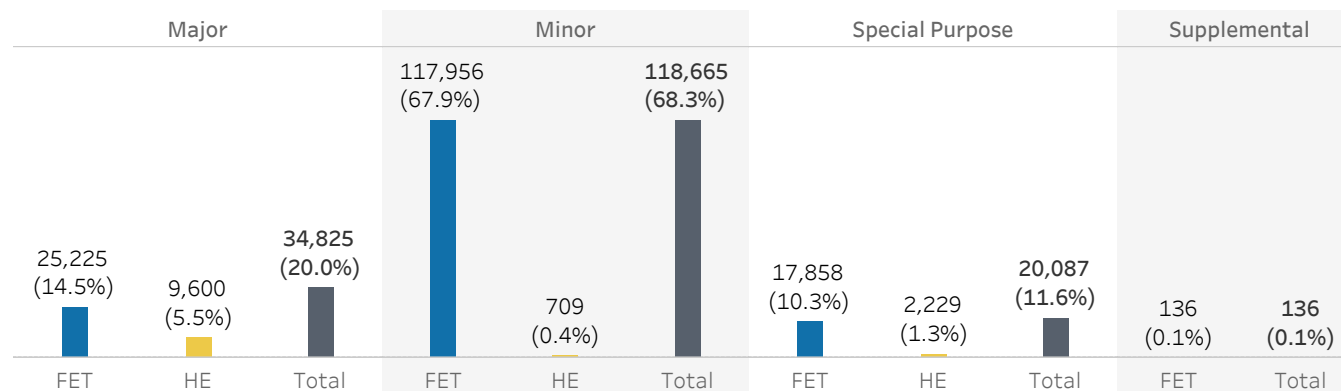


84,582 or 49% of all awards made by QQI in 2022 were at **NFQ level 5** (up 0.3% from 2021 when 84,301 awards were made at this level).

15,570 or 45% of **major awards** made by QQI in 2022 were at NFQ level 5 (down 9% from 2021 when 17,063 major awards were made at this level).



118,665 or 68% of all awards made by QQI in 2022 were **minor awards*** (up 2% from 2021 when 116,988 minor awards were made).



*The analysis of QQI minor awards for a given year does not include some of the components that were achieved in that year to qualify for the linked major award earned in that year. QQI is currently reviewing this approach so that the reporting of minor awards is clearer.

NUMBER OF QQI AWARDS BY SECTOR (FET/HE), NFQ LEVEL AND CLASS



25,225 FET major awards were made by QQI in 2022, mostly at NFQ level 5 (down 2% from 2021). In 2021, for the first time, supplemental awards were made at level 5 (in previous years all QQI supplemental awards were made only at level 6). 42 such awards were made in 2022.

9,600 or 77% of the **HE awards made** by QQI in 2022 were **major awards** (up 8% from 2021), mostly at NFQ levels 8 (up 8% from 2021) and 9 (up 13% from 2021).

FET AWARDS TOTAL		161,175
Major	TOTAL	25,225
	Level 1	270
	Level 2	862
	Level 3	950
	Level 4	1,126
	Level 5	15,570
	Level 6	6,447
Minor	TOTAL	117,956
	Level 1	1,772
	Level 2	5,990
	Level 3	13,513
	Level 4	20,727
	Level 5	57,122
	Level 6	18,832
Special Purpose	TOTAL	17,858
	Level 3	10
	Level 4	143
	Level 5	11,848
	Level 6	5,857
Supplemental	TOTAL	136
	Level 5	42
	Level 6	94

HE AWARDS TOTAL		12,538
Major	TOTAL	9,600
	Level 6	92
	Level 7	762
	Level 8	4,153
	Level 9	4,590
	Level 10	3
Special Purpose	TOTAL	2,229
	Level 6	1,183
	Level 7	815
	Level 8	182
	Level 9	49
Minor	TOTAL	709
	Level 6	464
	Level 7	47
	Level 8	143
	Level 9	55

NUMBER OF QQI AWARDS - COMPARATIVE ANALYSIS 2019 TO 2022



In 2022, the total number of **QQI awards made increased in FET and HE from 2020 and 2021**. It signals recovery from the COVID-19 pandemic:
 - In FET major awards continued on the downward trend observed in the sector since 2014 but minor, special purpose and supplemental awards increased in 2022 from 2020 and 2021.
 - In HE, the number of QQI awards made increased for all classes of award, except for minor awards.

The COVID-19 pandemic boosted the popularity of **micro-credentials** (small qualifications included in the NFQ) in 2020. This trend continued in 2022: the increase in the number of QQI awards made was particularly high for FET special purpose and supplemental awards and HE minor awards.

2019		% change 2019-2020	2020	% change 2020-2021	2021	% change 2021-2022	2022		
ALL	FET		209,440	FET: ↓ 25%	156,704	FET: ↓ 0.4%	155,994	FET: ↑ 3%	161,175
	HE		10,068	HE: ↑ 15%	11,535	HE: ↑ 3%	11,857	HE: ↑ 6%	12,538
TOTAL			219,508	↓ 24%	168,239	↓ 0.2%	167,851	↑ 5%	173,713
Major	FET		29,538	FET: ↓ 12%	26,085	FET: ↓ 1%	25,809	FET: ↓ 2%	25,225
	HE		7,804	HE: ↑ 14%	8,903	HE: ↑ 0.2%	8,890	HE: ↑ 8%	9,600
Minor	FET		161,310	FET: ↓ 27%	117,192	FET: ↓ 1%	116,407	FET: ↑ 1%	117,956
	HE		390	HE: ↑ 1%	372	HE: ↑ 56%	581	HE: ↑ 22%	709
Special Purpose	FET		18,530	FET: ↓ 27%	13,370	FET: ↑ 3%	13,695	FET: ↑ 30%	17,858
	HE		1,874	HE: ↑ 1%	2,260	HE: ↑ 6%	2,386	HE: ↓ 7%	2,229
Supplemental	FET		62	FET: ↓ 8%	57	FET: ↑ 46%	83	FET: ↑ 64%	136

MAJOR AWARDS

The number of **QQI FET major awards** made at the lower levels of the NFQ (levels 2 to 3) grew significantly in 2022; while numbers declined at levels 4 and 5 (by 14% and 9%) and increased at level 6 (by 10%) in FET. The number of **QQI HE major awards** made declined at levels 6 and 7 (by 21% and 12%), continuing the downward trend observed in previous years at these NFQ levels.

2019			2020		2021		2022
Level 1	390	↓ 31%	271	↓ 34%	178	↑ 52%	270
Level 2	1,123	↓ 85%	469	↑ 44%	672	↑ 28%	862
Level 3	1,377	↓ 52%	660	↑ 13%	746	↑ 27%	950
Level 4	1,735	↓ 41%	1,032	↑ 27%	1,309	↓ 14%	1,126
Level 5	19,466	↓ 10%	17,480	↓ 3%	17,063	↓ 9%	15,570
HE - FET Level 6	139	↓ 13%; ↑ 13%	120	↓ 3%; ↓ 5%	116	↓ 21%; ↑ 10%	92
Level 7	1,048	↓ 4%	1,004	↓ 14%	864	↓ 12%	762
Level 8	3,262	↑ 14%	3,722	↑ 3%	3,835	↑ 8%	4,153
Level 9	3,323	↑ 21%	4,038	↑ 1%	4,056	↑ 13%	4,590
Level 10	32	↑ 41%	19	0%	19	↓ *%	*

NUMBER OF MAJOR AWARDS BY FIELD OF LEARNING (ISCED) & SECTOR IN 2022



7,401 or 29% of all FET major awards made by QQI in 2022 were in the 'Health & welfare' field of learning*; followed by 'Agriculture, forestry, fisheries & veterinary' and 'Engineering, manufacturing & construction'. The latter field of learning experienced the highest percentage increase of QQI FET major awards made, up 44% from 2021. The largest percentage decrease occurred in the 'Education' field of learning, down 32% from 2021.

4,358 or 45% of all HE awards made by QQI in 2022 were in the 'Business, administration & law' field of learning, followed by 'ICTs' and 'Education'. Numbers of HE QQI major awards increased the most from 2021 in 'Social sciences, journalism & information' and 'Health & welfare' and decreased the most in the 'Arts & humanity and Services' fields of learning.

QQI major awards made in 2022														25,225	100%
FET		4,074	2,727	2,671	76	3,227	1,814	7,401	568	391	1,540	736			
		16%	11%	11%	0%	13%	7%	29%	2%	2%	6%	3%			
HE			215	4,358	1,147	126		950	2,241	97	24	439	*		
			2%	45%	12%	1%		10%	23%	1%	0%	5%			
		Agriculture, forestry, fisheries & veterinary	Arts & humanities	Business, administration & law	Education	Engineering, manufacturing & construction	Generic programmes & qualifications	Health & welfare	ICTs	Natural sciences, mathematics & statistics	Services	Social sciences, journalism & information	UNCLASSIFIED	TOTAL Major awards made	
QQI major awards made in 2021 %change 2021 - 2022														25,809	-2%
FET		3,342	2,920	3,196	112	2,248	1,335	8,716	704	417	1,917	902			
		22%	-7%	-16%	-32%	44%	36%	-15%	-19%	-6%	-20%	-18%			
HE			235	4,219	1,170	138		747	1,939	89	26	315			
			-9%	3%	-2%	-9%		27%	16%	9%	-8%	39%			
														8,890	8%

*A large number of awards for 'childcare and youth services' (e.g. Early Learning and Care-related awards) are classified under the 'Healthcare and welfare' field of learning (see [ISCED classification](#)). However, there is an argument that these awards should be included in the 'Education' field instead.

NUMBER OF AWARDS BY FIELD OF LEARNING (ISCED), NFQ LEVEL & AWARD CLASS IN 2022



Field of Learning by NFQ Level

FET sector: in all but one field of learning, the majority of QQI awards made (counting all classes) were at level 5. The exception is the 'Education' field (where the majority of awards made were at level 6) and the 'ICTs' field (where the majority were made at level 3).

HE sector: the largest number of QQI HE awards (2,769 awards, up 8% from 2021) were made in the 'Business, administration & law' field at level 8.

Fields of Learning by Class of Award

In the **FET sector**, QQI made more FET minor awards than major or special purpose awards, except in the 'Education' and 'Engineering, manufacturing & construction' fields, where more special purpose awards were made.

In the **HE sector**, QQI made more major than minor or special purpose awards, except in the 'Engineering, manufacturing & construction' field where more special purpose awards, were made and in the 'Service' field where more minor awards were made than major awards.

Sector	NFQ Level	Field of Learning (ISCED)												
		Agriculture, forestry, fisheries & veterinary	Arts & humanities	Business, administration & law	Education	Engineering, manufacturing & construction	Generic programmes & qualifications	Health & welfare	ICTs	Natural sciences, mathematics & statistics	Services	Social sciences, journalism & information	UNCLASSIFIED	
FET	Level 1	18	148											1,859
	Level 2	82	328							62				6,380
	Level 3	680	2,353	2,873	118	377	3,987	184	1,814	21	2,060	6		
	Level 4	3,066	1,792	2,646		462	5,817	193	167	216	7,613	24		
	Level 5	8,150	4,894	11,144	204	7,091	8,677	27,351	1,342	1,479	12,927	1,323		
	Level 6	3,366	1,255	5,448	5,276	4,682	1,787	7,364	507	83	1,342	96	24	
HE	Level 6		97	928	94	63	7	289	21		238	*		
	Level 7		98	640	113	204		234	309		19	7		
	Level 8		97	2,769	145	6		363	848			250		
	Level 9		15	1,582	1,001			444	1,374	97		181		
	Level 10												*	
FET	Major	4,074	2,727	2,671	76	3,227	1,814	7,401	568	391	1,540	736		
	Minor	9,382	8,033	19,405	2,554	3,670	26,693	27,586	3,262	1,482	15,176	713		
	Special Purpose	1,906	10	35	2,968	5,621				*	7,226		24	
	Supplemental					94		42						
HE	Major		215	4,358	1,147	126		950	2,241	97	24	439	*	
	Minor		43	165	7	13	7	157	106		210	*		
	Special Purpose		49	1,396	199	134		223	205		23			

TOP 15 AWARDS BY CLASS & NFQ LEVEL IN 2022



14,359 or 41% of all **QQI major awards** made in 2022 were in the top 15 awards, mainly at NFQ level 5.

TOP 15 QQI Major awards

5M20454	Level 5	Agriculture	2,570
5M4339	Level 5	Healthcare Support	2,273
6M2007	Level 6	Early Childhood Care and Education	1,198
5M2009	Level 5	Early Childhood Care and Education	1,088
6M18175	Level 6	Advanced Certificate in Craft - Electrical	1,058
5M4349	Level 5	Nursing Studies	879
P2GL0	Level 2	General Learning	862
9M18014	Level 9	Professional Master of Education in Primary Education	704
5M4468	Level 5	Community Health Services	635
5M3782	Level 5	Health Service Skills	564
3M0935	Level 3	Employability Skills	551
5M2102	Level 5	Business Studies	536
5M1997	Level 5	Office Administration	499
4M2010	Level 4	General Learning	485
5M5146	Level 5	Sports, Recreation and Exercise	457
TOTAL			14,359

TRENDS TOP 15 QQI AWARDS

These **Top 15 minor, major and special purpose** awards have consistently been the most popular awards since 2014. Together they represent 38% of all awards awarded by QQI in 2022.

All major awards in the Top 15 are FET awards, except for the QQI award '**Professional Master of Education in Primary Education**', which is made in HE. It was introduced in 2016 as the relevant postgraduate qualification for those seeking to work in the primary school sector. This explains the notably high number of awards for this qualification, making it the only HE award to feature in the top 15 QQI major awards.

A new QQI supplemental award '**Certificate in Dementia Care**' at level 5 was certified in 2021. It was achieved by 20 learners in 2021 and 42 in 2022.

QQI Supplemental awards

6U16018 & 6U20556	Level 6	Domestic Gas Safety	94
5U21414	Level 5	Certificate in Dementia Care	42
TOTAL			136

37,456 or 32% of all **QQI minor awards** made in 2022 were in the top 15 awards, mainly at NFQ Levels 4 and 5. All 15 were made in FET.

TOP 15 QQI Minor awards

4N1118	Level 4	Guarding Skills	3,922
5N0690	Level 5	Communications	3,856
5N1786	Level 5	Special Needs Assisting	3,676
5N2770	Level 5	Care Skills	3,588
5N2706	Level 5	Care of the Older Person	3,425
6N1957	Level 6	Special Needs Assisting	3,309
5N1356	Level 5	Work Experience	2,537
4N1114	Level 4	Door Security Procedures	2,236
5N1794	Level 5	Safety and Health at Work	1,888
5N1358	Level 5	Word Processing	1,656
5N3734	Level 5	Infection Prevention and Control	1,552
6N3326	Level 6	Training Delivery and Evaluation	1,515
4N1125	Level 4	Information Technology Skills	1,466
5N0758	Level 5	Care Support	1,416
3N0588	Level 3	Word Processing	1,414
TOTAL			37,456

14,800 or 74% of all QQI **special purpose** awards made in 2022 were in the top 15 awards, mainly at NFQ Levels 5 and 6.

TOP 15 QQI Special Purpose awards

6S20487	Level 6	Farming	1,740
820105	Level 5	360° Excavator Operations	1,508
6S0242	Level 6	Manual Handling Instruction	1,465
824905	Level 5	Signing, Lighting and Guarding at Roadworks	1,434
821905	Level 5	Front Loading Site Dumper Operations	1,350
823405	Level 5	Slinger and Signaller Operations	1,314
823505	Level 5	Telescopic Handler Operations	1,262
824405	Level 5	Locating and Avoiding Underground Services	1,163
6S3372	Level 6	Training and Development	702
824305	Level 5	Health & Safety at Roadworks	639
826005	Level 5	Mobile Access Tower Operations	589
6S0086	Level 6	Car Driving Instruction	518
6S20722	Level 6	Certificate in Payroll Techniques	432
5S20009	Level 5	Implementing Food Safety Management Syst..	381
820305	Level 5	Articulated Dumper Operations	303
TOTAL			14,800

NUMBER OF QQI AWARDS MADE BY PROVIDER TYPE IN 2022



91,699 QQI FET awards were made for the 16 Education and Training Boards (ETBs) in 2022 (up 1% from 2021). These represent 58% of all FET awards made in 2022.

49,940 QQI awards were made for the second largest group, private providers (PRC). This is an increase of 11% from 2021, mostly in FET.

	Major	Minor	Special Purpose	Supplemental	TOTAL
CVS	686	5,718	97		6,501
EMP	247	675		42	964
ETB	15,892	74,617	1,176		91,699
HOS	58	250	8		316
PRC	2,641	32,520	3,654	80	38,895
PSA	18	326	689		1,033
SCS	424	1,822			2,252
SOL	5,259	2,028	12,228		19,515
ETB	12				12
HEI	*				*
PRC	9,585	709	2,229		12,523

CVS: Community / Voluntary Sector Organisation
EMP: Employer-based learning
ETB: Education and Training Board
HOS: Hospital CNE
HEI: HE institutions
PRC: Private Provider
PSA: Public Service Agency
SCS: Voluntary Secondary School
SOL: SOLAS..

DISTRIBUTION OF QQI AWARDS MADE BY PROVIDER TYPE & NFQ LEVEL

The **ETBs** accounted for the largest number of QQI awards made at NFQ levels 1-5: on average, three quarters of all awards made by QQI at levels 1-3 were for ETBs, and 67% at levels 4 and 5.

In HE, QQI awards made for **PRCs** were larger than for any other provider type at levels 6 to 9 inclusive.

	Level 1	Level 2	Level 3	Level 4	Level 5	Level 6	Level 7	Level 8	Level 9	Level 10
CVS	303	1,472	1,649	416	1,869	792				
EMP					785	179				
ETB	1,658	4,990	10,955	13,097	49,606	11,393				
HOS					259	57				
PRC	*	180	1,353	8,445	16,215	12,698				
PSA					344	689				
SCS	77	210	516	38	1,059	352				
SOL					14,445	5,070				
ETB						12				
HEI										*
PRC						1,727	1,624	4,478	4,694	

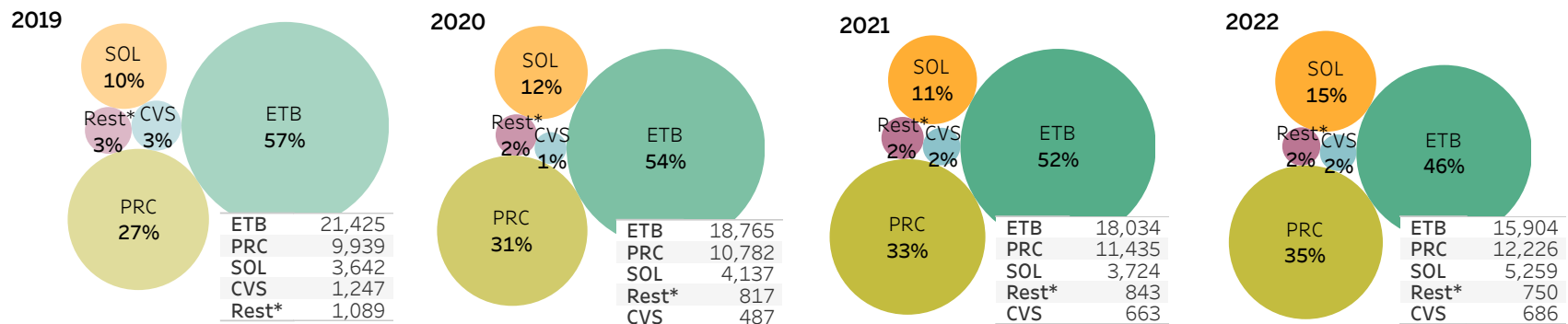
TOP FOUR PROVIDER TYPES FOR QQI AWARDS MADE IN 2022



169,145 awards or 97% of all QQI awards made in 2022 were issued for four types of provider: Community/Voluntary Sector Organisation (CVS), Education and Training Board (ETB), Private Provider (PRC) and SOLAS (SOL). The majority were minor awards at NFQ Level 5.

		Major	Minor	Special Purpose	Supplemental	TOTAL
CVS	Level 1	67	236			303
	Level 2	279	1,193			1,472
	Level 3	152	1,497			1,649
	Level 4		408			416
	Level 5	136	1,733			1,869
	Level 6	44	651	97		792
	TOTAL	686	5,718	97		6,501
ETB	Level 1	162	1,496			1,658
	Level 2	514	4,476			4,990
	Level 3	734	10,211	10		10,955
	Level 4	1,085	11,929	83		13,097
	Level 5	11,159	38,142	305		49,606
	Level 6	2,250	8,363	778		11,405
	TOTAL	15,904	74,617	1,176		91,711
PRC	Level 1		4			4
	Level 2	21	159			180
	Level 3	45	1,308			1,353
	Level 4	31	8,354	60		8,445
	Level 5	1,731	13,981	503		16,215
	Level 6	893	9,178	4,274	80	14,425
	Level 7	762	47	815		1,624
	Level 8	4,153	143	182		4,478
	Level 9	4,590	55	49		4,694
	TOTAL	12,226	33,229	5,883	80	51,418
SOL	Level 5	2,134	1,375	10,936		14,445
	Level 6	3,125	653	1,292		5,070
	TOTAL	5,259	2,028	12,228		19,515
TOTAL		34,075	115,592	19,384	94	169,145

The **provision share of major awards** made by QQI provider type between 2019 and 2022 grew 8 percentage points for PRC and declined 11 percentage points for ETBs.



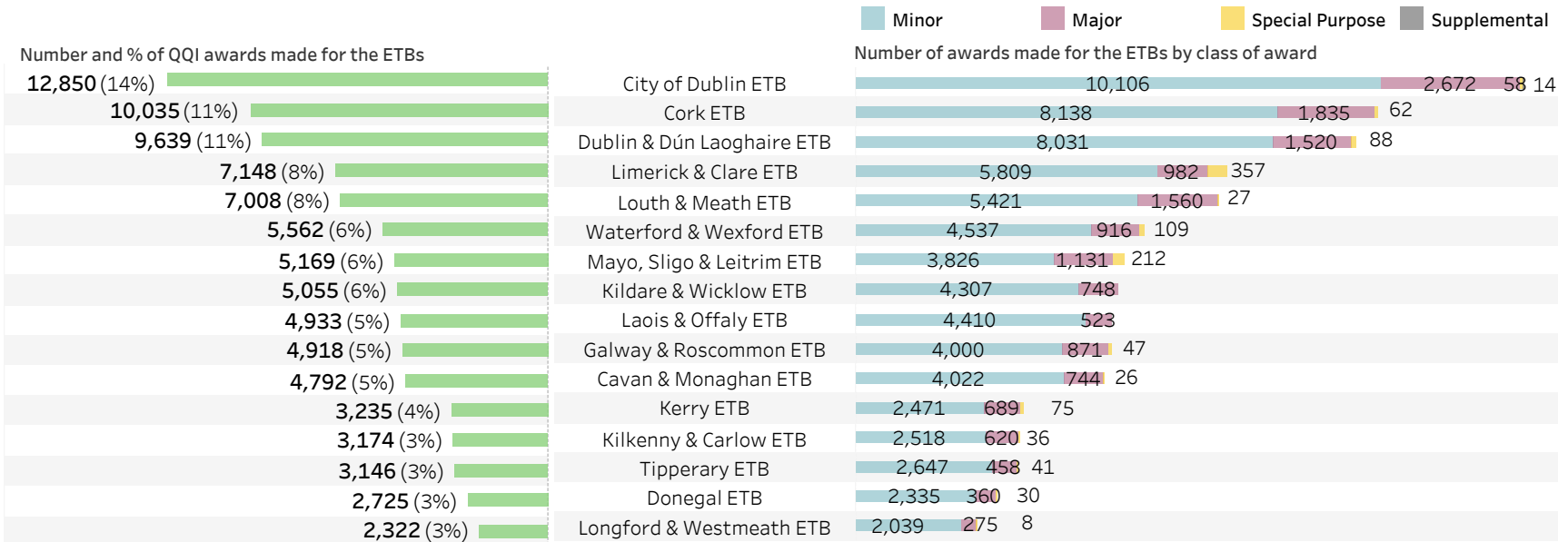
* Rest are provider type: EMP, HOS, HEI, PSA, SCS

QQI AWARDS MADE FOR THE EDUCATION & TRAINING BOARDS (ETBs) IN 2022



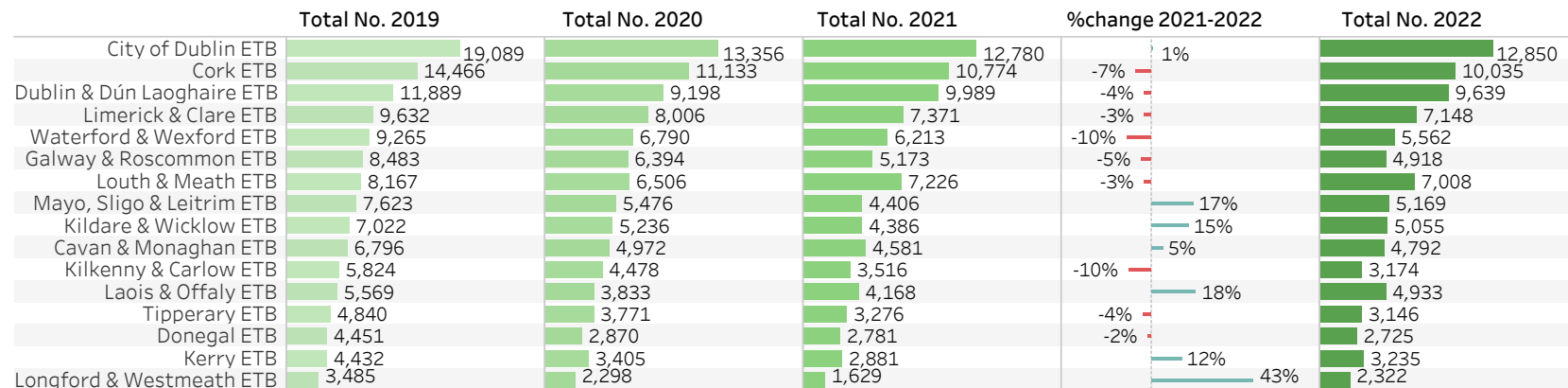
12,850 QQI awards were made for City of Dublin ETB (up 1% from 2022); followed by Cork ETB (10,035 awards, down 7%) and Dublin & Dún Laoghaire ETB (9,639 down 4%). One in three of all awards made for the ETBs were accounted for by these three ETBs.

The majority of awards made for the ETBs are **minor awards** (on average 80% of all awards), followed by major awards (on average 19%). These averages were the same in 2021.



NUMBER OF QQI AWARDS MADE FOR ETBS 2019 - 2022 AND % CHANGE 2021-2022

The number of awards made between 2021 and 2022 increased the most in Longford & Westmeath ETB (up 43% from 2021); the largest decrease in the number of awards made was in Waterford & Wexford ETB (down 10%).



DISTRIBUTION OF AWARDS MADE BY QQI FOR THE ETBs BY FIELD OF LEARNING & NFQ LEVELS



On average, in 2022, 64% of all awards made by the ETBs are in 'Business, administration & law', 'Generic programmes & qualifications' and 'Health & welfare' fields of learning.

On average, 54% of all awards made by the ETBs are at level 5. Higher than average proportions of awards at levels 1, 2 and 3 were made in Donegal ETB. Similarly, higher than average proportions of awards at levels 3 and 4 were made in Longford & Westmeath ETB.

Field of Learning	Agriculture, forestry, fisheries & veterinary	Arts & humanities	Business, administration & law	Education	Engineering, manufacturing & construction	Generic programmes & qualifications	Health & welfare	ICTs	Natural sciences, mathematics & statistics	Services	Social sciences, journalism & information	ETB	Level 1	Level 2	Level 3	Level 4	Level 5	Level 6
AVERAGE DISTRIBUTION	5%	10%	19%	1%	3%	25%	20%	4%	2%	10%	1%	AVERAGE DISTRIBUTION	2%	5%	12%	14%	54%	12%
	4%	6%	21%	1%	5%	27%	21%	3%	1%	9%	1%	Cavan & Monaghan ETB		12%	11%	13%	47%	17%
	4%	15%	17%	1%	1%	26%	15%	4%	3%	12%	2%	City of Dublin ETB		6%	12%	16%	55%	12%
	7%	12%	18%	1%	2%	22%	21%	4%	3%	9%	2%	Cork ETB	0%	4%	11%	14%	55%	15%
	2%	3%	13%	1%	1%	46%	26%	3%	1%	5%		Donegal ETB	8%	18%	19%	7%	43%	5%
	2%	10%	27%	2%	1%	22%	23%	3%	2%	7%	2%	Dublin & Dún Laoghaire ETB		3%	9%	12%	57%	20%
	9%	9%	19%	0%	2%	18%	21%	4%	2%	14%	1%	Galway & Roscommon ETB	0%	1%	11%	18%	60%	10%
	5%	10%	23%	3%	3%	19%	16%	5%	2%	12%	3%	Kerry ETB	0%	2%	11%	15%	62%	11%
	4%	9%	22%	0%	8%	25%	15%	6%	3%	8%	1%	Kildare & Wicklow ETB		2%	16%	22%	43%	17%
	5%	13%	18%	2%	2%	25%	20%	4%	2%	8%	1%	Kilkenny & Carlow ETB	3%	5%	12%	11%	59%	9%
	1%	11%	19%	1%	5%	30%	21%	3%	1%	8%	0%	Laois & Offaly ETB	8%	9%	18%	19%	38%	9%
	5%	10%	16%	1%	6%	22%	26%	3%	2%	9%	1%	Limerick & Clare ETB	3%	5%	9%	10%	59%	14%
	7%	6%	22%	0%	6%	27%	15%	4%	0%	12%	1%	Longford & Westmeath ETB	2%	7%	21%	20%	42%	7%
	3%	8%	15%	1%	1%	25%	29%	3%	3%	10%	2%	Louth & Meath ETB	3%	5%	7%	8%	70%	7%
	14%	6%	16%	1%	1%	21%	25%	3%	1%	11%	1%	Mayo, Sligo & Leitrim ETB	1%	3%	11%	11%	60%	13%
	7%	7%	16%	1%	2%	28%	20%	4%	1%	13%	1%	Tipperary ETB	8%	6%	11%	22%	45%	8%
	9%	10%	16%	1%	5%	31%	12%	3%	1%	10%	2%	Waterford & Wexford ETB	2%	9%	14%	18%	47%	9%


QQI MAJOR AWARDS TO APPRENTICES - COMPARATIVE ANALYSIS 2019 - 2022



3,181 QQI major awards to apprentices were made in 2022 (up 56% from 2021), They were all made in the FET sector, 99% at NFQ level 6, 1% at level 5. SOLAS is the relevant provider for **craft apprenticeships** and issued 86% of all awards to apprentices. A number of new apprenticeships have been validated by QQI since 2019.

QQI apprenticeship awards were made in four fields of learning, the majority in the 'Engineering, manufacturing & construction' field. However, the number of apprenticeships is growing and it is expected to expand into new fields in the future.

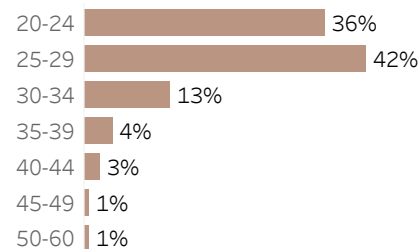
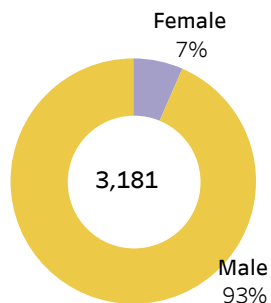
Number of awards made - FET



	EMP	ETB	PRC	SOL	
Agriculture, forestry, fisheries & veterinary				0.2%	*
Arts & humanities				1.5%	48
Business, administration & law	3.7%	2.4%	2.0%		261
Engineering, manufacturing & construction		0.9%		84.8%	2,728
ICTs			2.4%		76
Services		2.0%			63
	119	170	141		2,751

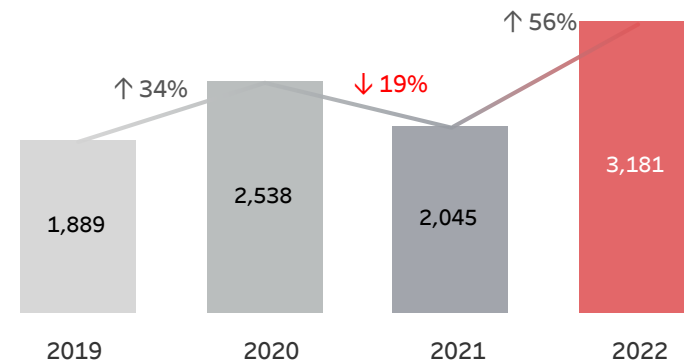
PROFILE

93% of apprentices who achieved QQI major awards in 2022 were male. The **gender gap** widened in 2022 from 2021 when 85% of apprentice were males. 78% of apprentices who achieved QQI major awards in 2022 were between **20-29 years of age**.



TRENDS

3,181 QQI major awards to apprentices were made in 2022, up 56% from 2021. The reduction in 2021 from 2020 was for SOLAS craft apprenticeships, which were significantly impacted by COVID-19 related restrictions.

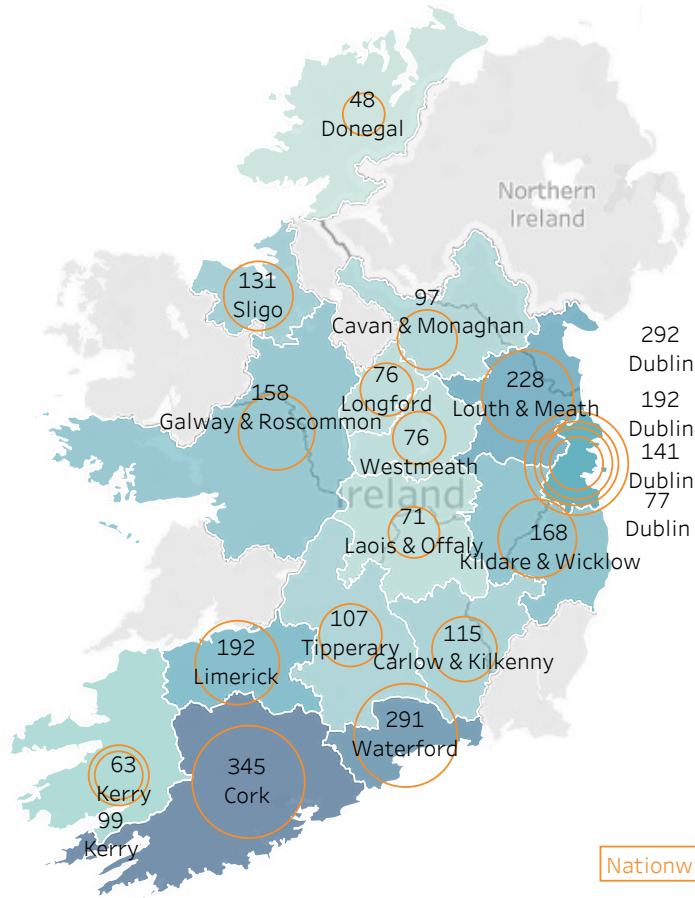


QQI MAJOR AWARDS TO APPRENTICES - GEOGRAPHICAL LOCATION 2022



702 or 22% of all QQI major awards to apprentices were made by FET providers based in Dublin, and 345 or 11% in Cork*.

Most centres experienced an increase in the number of QQI major awards made to apprentices between 2021 and 2022. The COVID-19 related restrictions substantially impacted the 2021 cohort of learners.



*This analysis is based on providers' headquarter location.

Centre Name	2021	2022	%change
Cork ETB Training Centre (Apprenticeship)	232	345	49%
DDLETB Training Centre Loughlinstown (Apprenticeship)	203	292	44%
WWETB Waterford Training Centre (Apprenticeships)	174	291	67%
LMETB Regional Skills & Training Centre (Apprenticeship)	122	228	87%
Limerick Training Centre (Apprenticeships)	119	192	61%
CDETB Ballyfermot Apprenticeships	142	192	35%
KWETB Apprenticeship	155	168	8%
GRETB Training Centre (Apprenticeships)	88	158	80%
DDLETB Training Centre Baldoyle (Apprenticeship)	92	141	53%
MSL ETB Sligo Training Centre	81	131	62%
Retail Ireland Skillnet	0	119	
Kilkenny Carlow ETB Apprenticeships	71	115	62%
Tipperary ETB Training Services (Apprenticeships)	74	107	45%
SOLAS Apprenticeship (Kerry ETB Training Centre)	73	99	36%
CMETB Apprenticeship Training	50	97	94%
City of Dublin ETB Coordinating Provider	69	77	12%
LWETB Athlone Training Centre (Apprenticeships)	67	76	13%
Nationwide Fast Track into Information Technology	63	76	21%
LOETB Apprenticeships Centre	51	71	39%
Nationwide Accounting Technicians Ireland	73	65	-11%
Kerry College of FET, Monavalley Campus	11	63	473%
SOLAS Apprenticeship (Donegal ETB Training Centre)	15	48	220%
MSLETB Ballina Training Centre	0	30	
National College of Ireland	20	0	-100%

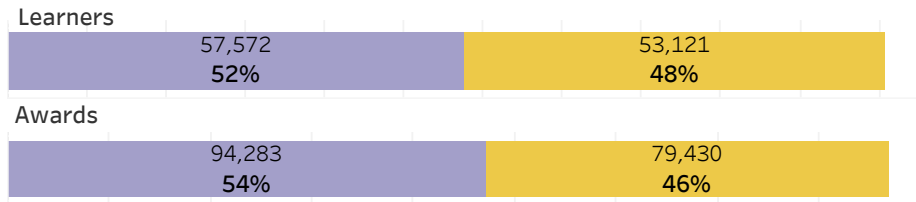
NUMBER OF LEARNERS RECEIVING A QQI AWARD BY GENDER & AGE IN 2022



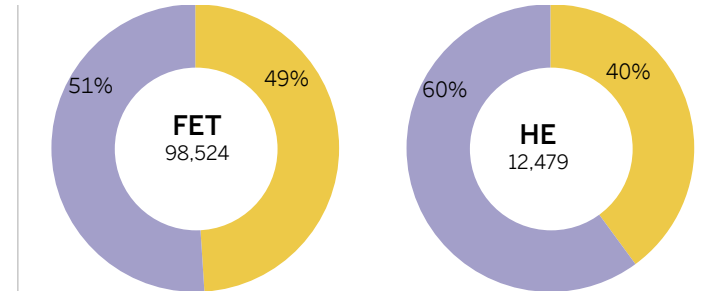
57,572 learners achieving QQI awards in 2022 were **female** (52%, down 4 percentage points from 2021). 94,283 awards were achieved by these female learners (54% of all awards made).



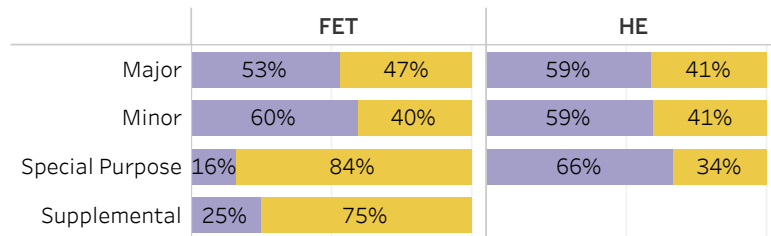
53,121 were **male** learners (48%, up 2 percentage points from 2021). 79,430 awards were achieved by these male learners (46% of all awards made and up 4 percentage points from 2021).




The gender distribution is more balanced in FET than in HE.



The **proportion of QQI awards** made in 2022 was higher for female than for male learners, except in FET for special purpose and supplemental awards.

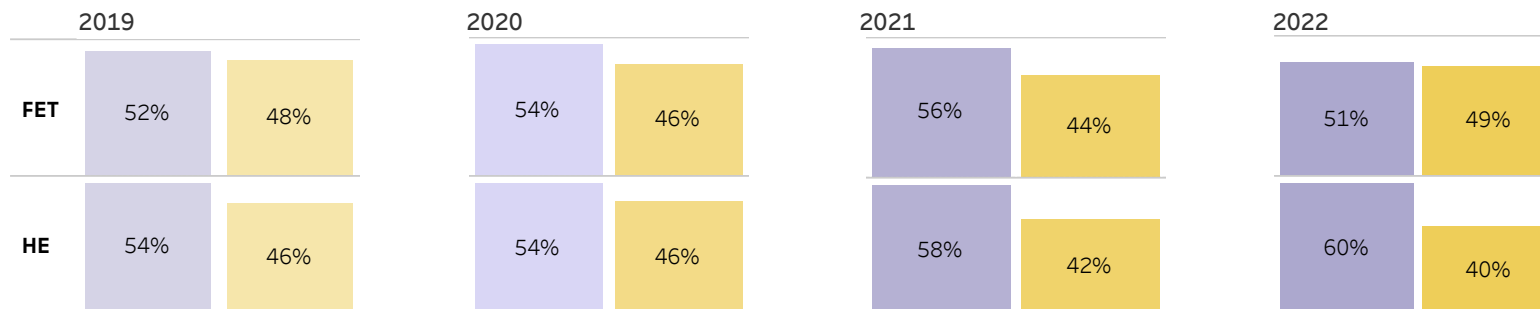


At all NFQ levels, the **proportion of QQI awards** made in 2022 was higher for female than for male learners, except at levels 1 and 4.



TRENDS 2019 - 2022

The share of female learners attaining FET QQI awards decreased in 2022, narrowing the gender gap which has grown 2 percentage points year on year since 2019. However, in HE the gender gap widened substantially in 2022, with 60% of female learners attaining HE QQI awards.





QCI
