

## Certification of QQI awards – Statistics 2017

### OVERVIEW



**410** training providers (down 7% from 2016)



**155,329** learners

- 159,315 in FET (down 4% from 2016)
- 8,259 in HET (down 2% from 2016)



**258,767** awards were made (down 4% from 2016)

- 250,489 in FET (97% of all awards made)
- 8,278 in HET (3% of all awards made)

NQF Level 5 accounted for the largest number of awards achieved (i.e. 57% of all awards achieved, were made at this level)

**12,245** learners received more than one award covering several NFQ levels.



**184** learners received both FET and HET awards, suggesting that learners are progressing or moving from FET to HET or vice versa.

This indicates that the Common Award Systems is flexible and allows learners to build their own learning pathways to meet their needs.

[Download data and table 1](#)

### Number of awards by NFQ Levels and type



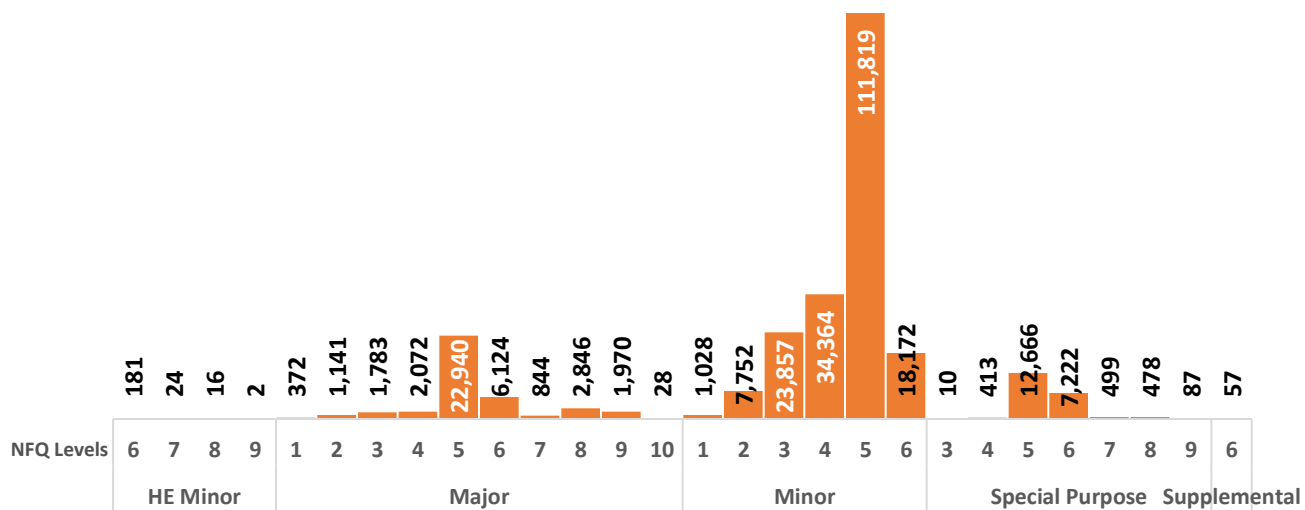
**111,819** or 43% of all awards made in 2017 were **Minor awards** at NQF Level 5 (17% down from 2016). **223** Minor awards were made in the higher education sector (76% down from 2016).

The number of **Major awards** achieved by:

- FET learners were 34,432 (up 4% from 2016);
- HET learners were 5,688 (up 4% from 2016).

The number of **Special Purpose** awards made were 21,375 (up 10% from 2016), mostly in NQF Levels 5 and 6.

The number of **Supplemental** awards made were 57, all at NFQ Level 6 (more than 100% up from 2016).



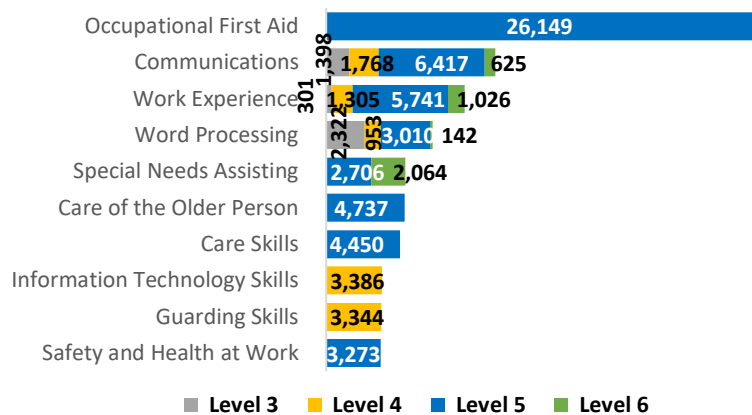
[Download data and table 2](#)

## Top-10 awards by type and NFQ Levels



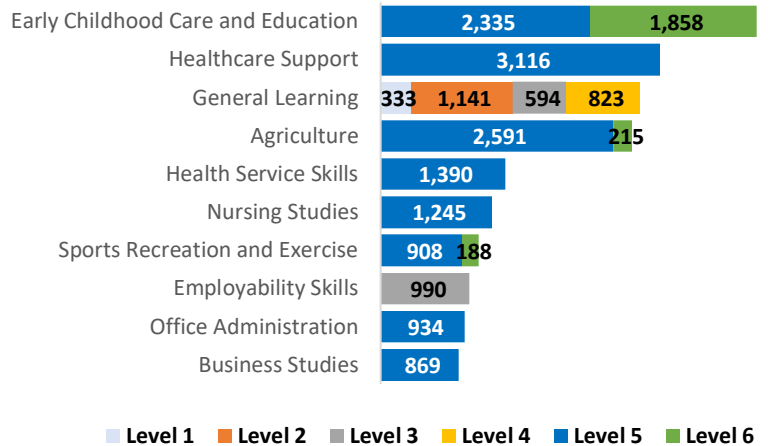
**78,255** or 70% of all Minors awards made in 2017 were in top-10 awards, mainly at NFQ Level 5.

Top-10 MINOR AWARDS	
Occupational First Aid	26,149
Communications	10,208
Work Experience	8,373
Word Processing	6,427
Special Needs Assisting	4,770
Care of the Older Person	4,737
Care Skills	4,450
Information Technology Skills	3,386
Guarding Skills	3,344
Safety and Health at Work	3,273
<b>TOTAL</b>	<b>78,255</b>



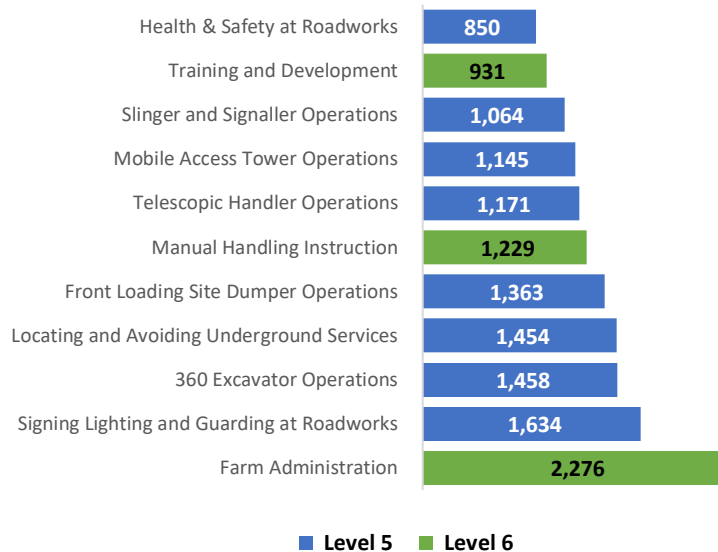
**20,315** or 51% of all Major awards made in 2017 were in top-10 awards, mainly at NFQ Level 5.

Top-10 MAJOR AWARDS	
Early Childhood Care & Education	4,193
Healthcare Support	3,116
General Learning	2,891
Agriculture	2,806
Health Service Skills	1,390
Nursing Studies	1,245
Sports Recreation and Exercise	1,096
Employability Skills	990
Office Administration	934
Business Studies	869
Business Administration	785
<b>TOTAL</b>	<b>20,315</b>



**14,575** or 68% of all Special Purpose awards made in 2017 were in top-10 awards; all at NQF Levels 5 and 6.

Top-10 SPECIAL PURPOSE	
Farm Administration	2,276
Signing Lighting and Guarding at Roadworks	1,634
360 Excavator Operations	1,458
Locating and Avoiding Underground Services	1,454
Front Loading Site Dumper Operations	1,363
Manual Handling Instruction	1,229
Telescopic Handler Operations	1,171
Mobile Access Tower	1,145
Slinger and Signaller	1,064
Training and Development	931
Health & Safety at Roadworks	850
<b>TOTAL</b>	<b>14,575</b>



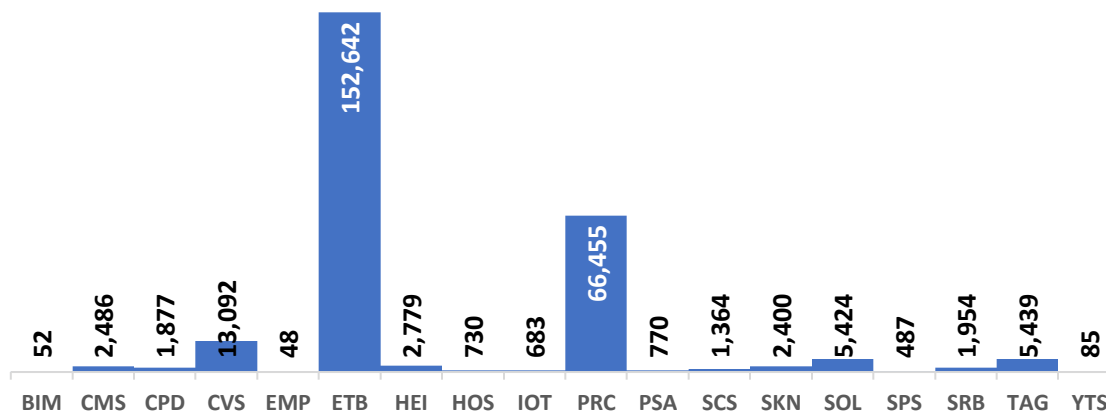
These top-10 Minor, Major and Special Purpose awards have reminded constantly the most popular awards over the years.

### Number of awards made by type of training providers



**152,642** awards were made by the 16 Education and Training Boards (ETBs) in 2017; i.e. almost 60 per cent of all awards made at NQF Levels 1-6. More than half of the awards made by ETBs were at Level 5 (85,554 awards).

**164** private education and training providers (PRC) issued **66,455** awards at NFQ Levels 1-9. The largest number were made at Level 5 (i.e. 12,665 or 19% of all awards made by private providers).

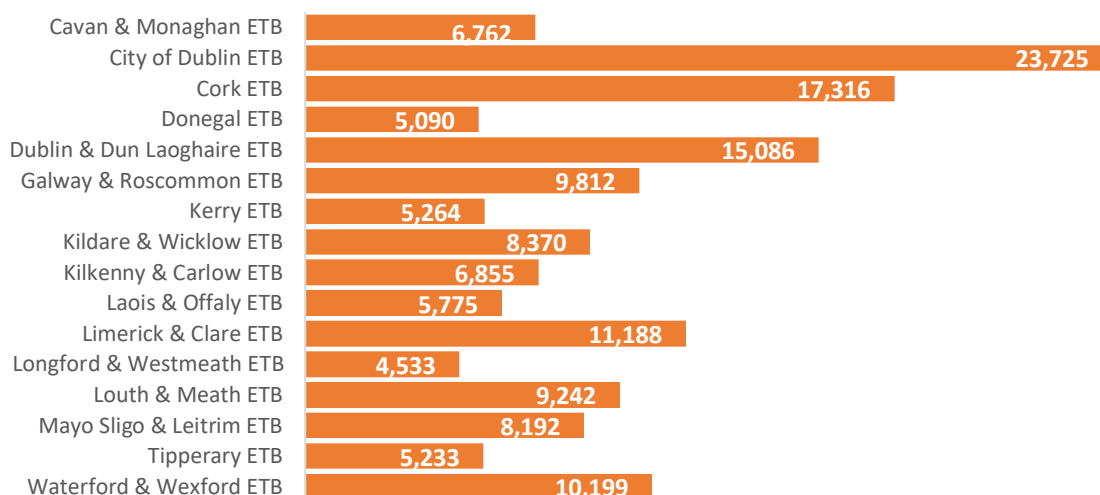


[Download data and table 3a and 3b](#)

### Awards made by the Education and Training Boards (ETBs)



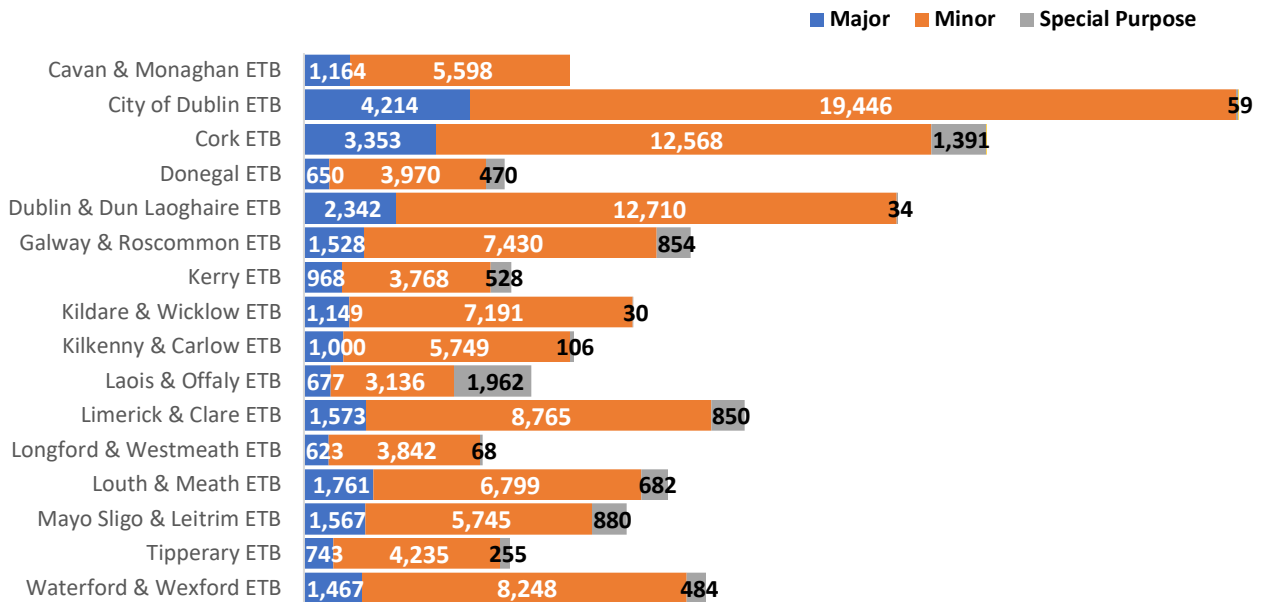
**23,725** awards were made by City of Dublin ETB (16% of the all awards made by the ETBs); followed by Cork ETB (17,316 awards or 11%) and Dublin & Dun Laoghaire (15,086 or 10%)




**The 16 ETBs made:** 119,200 Minor awards; 24,779 Major awards; 8,653 Supplemental and 10 Special Purpose Awards in 2017.

All ETBs issued more Minor than Major or Special Purpose awards; and only Laois & Offaly ETB issued more Special Purpose awards than Major.

Only 10 Supplemental awards were made by the ETBs: 6 by City of Dublin ETB; and 4 by Cork ETB (all these awards were made on 'Domestic Gas Safety').

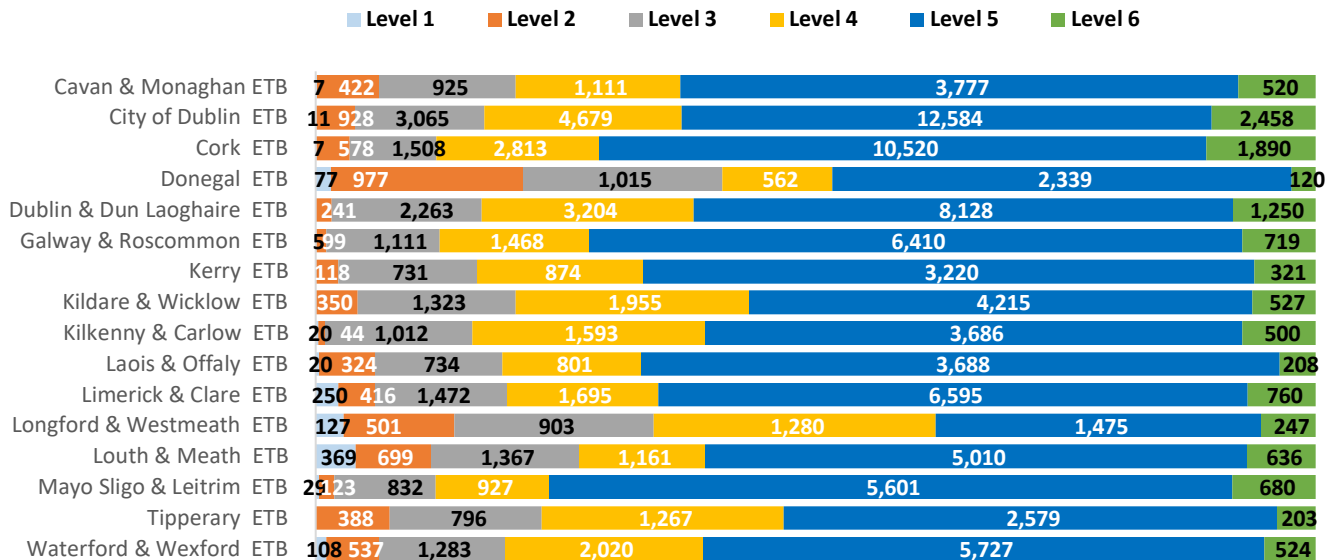


[Download data and table 4](#)

 **85,554** (56%) or most of the awards made by the ETBs were at NQF Level 5. **27,410** (18%) awards were made at Level 4 followed by Level 3, **20,340** (13%).

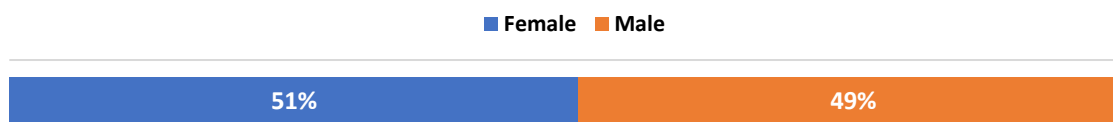


All ETBs made more awards at Level 5 than at any other NQF Levels; and most of them made more awards at Level 4 than at Levels 1, 2, 3 or 6; except for Louth & Meath and Donegal ETBs, which made more awards at Levels 3 and 2 than at Level 4.



[Download data and table 5](#)

## Number of learners by gender, NQF levels and type of award



[Download data and table 6](#)

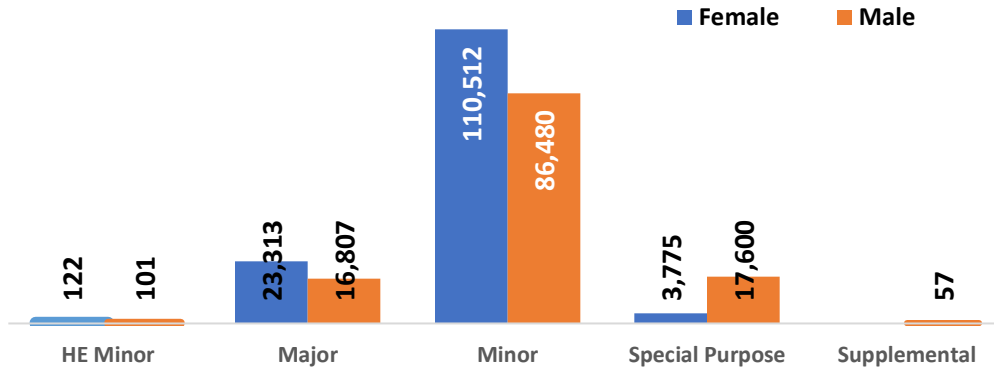


**69,653** learners achieving awards were female in 2018 (51% of learners, down 12% from 2017). 121,474 awards were achieved by these female learners covering all NQF levels. At all levels, except for levels 3, 4 and 10, the number of awards achieved were higher for female than for male learners.



**76,269** learners achieving awards were male in 2017. 121,045 awards were achieved by these male learners.

More male than female learners achieved *Special Purpose* awards. Only this type of award together with *Supplemental awards*, were achieved by more male than by female learners. No female learner received a Supplemental award.



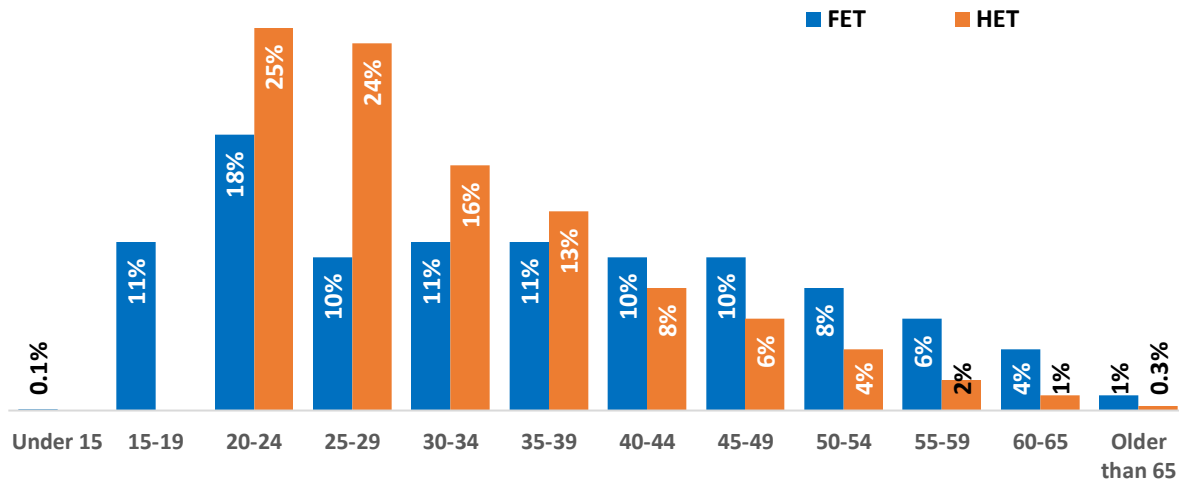
[Download data and table 7](#)

### Number of awards by age group



Most of the awards issued to learners in the FET sector were in the 20-24 age band (18%) followed by the 30-39 (11%).

In the HET sector, most of the awards made to learners were in the 20-24 and 25-29 age bands (24%), followed by 30-34 (16%).

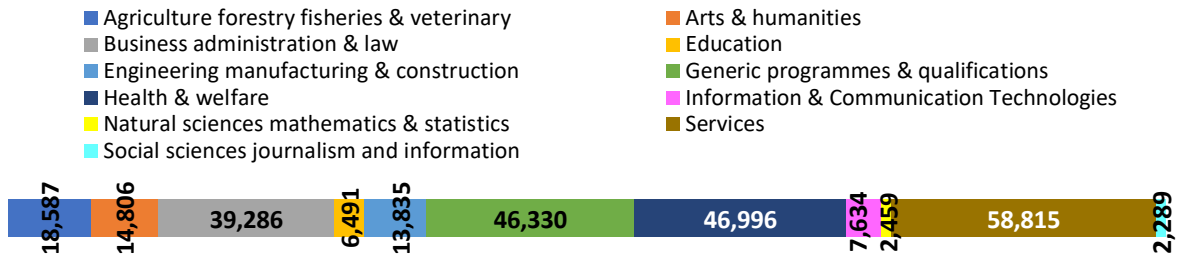


### Number of awards by Fields of Learning (ISCED)



Awards were made at all eleven broad fields of learning (ISCED).

**191,427 awards or 74%** of all awards made in 2017 were in Business administration & law, Generic programmes & qualifications, Health & welfare and Service (this was also the case in 2016 were these top-4 accounted for 69% and in 2015 for 74%).

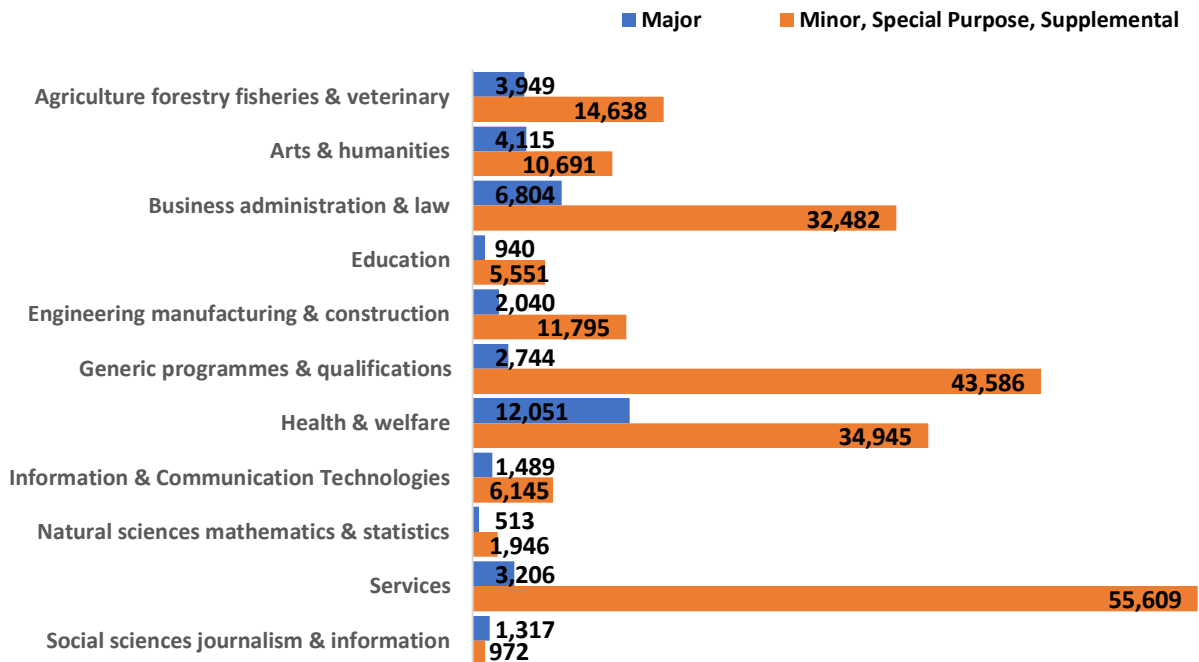


[Download data and table 8](#)



**58,815** awards were made in the field of Service in 2017, most of them (95%) were Minor awards. The second largest group of Minor awards were made in the field of Generic programmes and qualifications (**43,586** awards).

**12,051** or the largest number of Major awards were made in the field of Health and welfare; followed by Business administration and law (**6,804** awards).

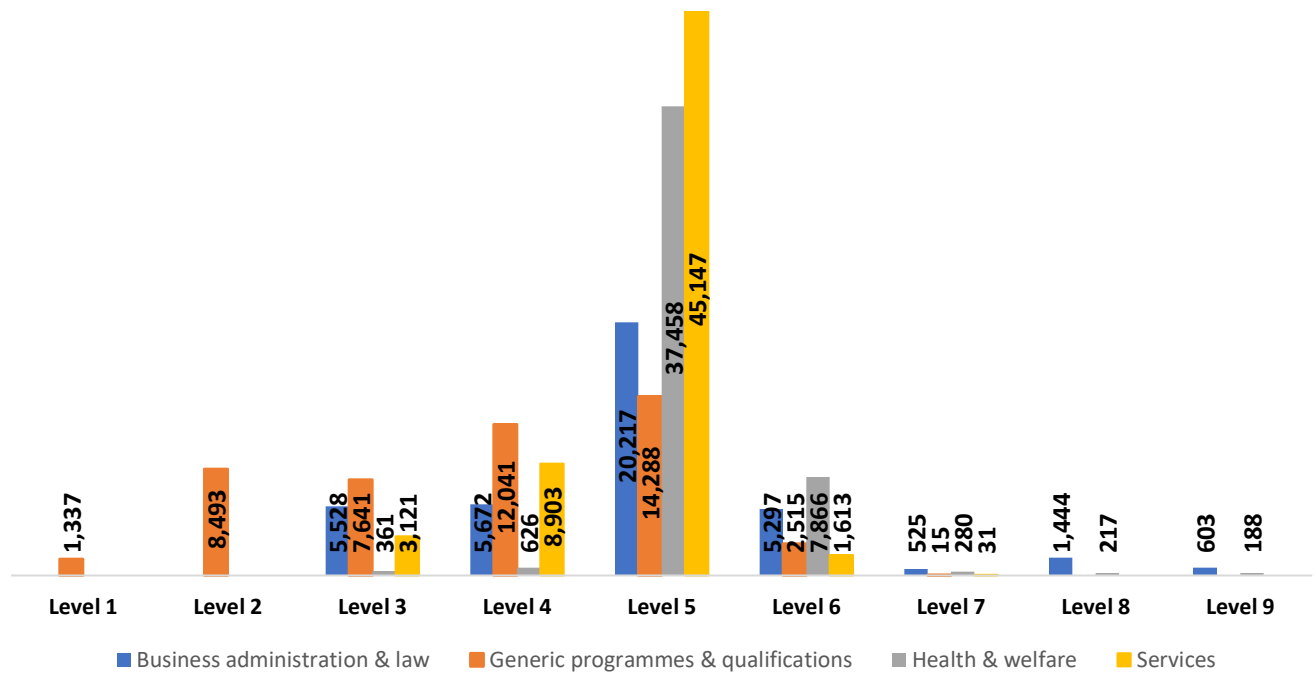


[Download data and table 9](#)

### Number of awards made by the top-4 Fields of Learning (ISCED) and NFQ Levels\*

Most awards made in the top-4 Fields of Learning were at Level 5: **107,110** or 55% of all awards made.





[Download data and table 9](#)

\*All awards made at Level 10 were Unclassified which is not included in this analysis.

## BACKGROUND INFORMATION AND TABLES

**Table 1 – Number of awards and learners by NFQ Levels in 2017**

NFQ Levels	Number of awards	Number of learners
Level 1	1,400	1,020
Level 2	8,893	5,343
Level 3	25,650	15,383
Level 4	36,849	20,581
Level 5	147,425	94,148
Level 6	30,272	22,840
<b>FET</b>	<b>250,489</b>	<b>159,315</b>
Level 6	1,484	1,469
Level 7	1,367	1,367
Level 8	3,340	3,336
Level 9	2,059	2,059
Level 10	28	28
<b>HET</b>	<b>8,278</b>	<b>8,259</b>
<b>TOTAL</b>	<b>258,767</b>	<b>167,574</b>

**Table 2 – Number of awards by NFQ Levels and type in 2017**

Type of award and NFQ Levels	Numbers of awards achieved
<b>HE MINOR</b>	<b>223</b>
Level 6	181
Level 7	24
Level 8	16
Level 9	2
<b>MAJOR</b>	<b>40,120</b>
Level 1	372
Level 2	1,141
Level 3	1,783
Level 4	2,072
Level 5	22,940
Level 6	6,124
Level 7	844
Level 8	2,846
Level 9	1,970
Level 10	28
<b>MINOR</b>	<b>196,992</b>
Level 1	1,028
Level 2	7,752
Level 3	23,857
Level 4	34,364
Level 5	111,819
Level 6	18,172
<b>SPECIAL PURPOSE</b>	<b>21,375</b>

Level 3	10
Level 4	413
Level 5	12,666
Level 6	7,222
Level 7	499
Level 8	478
Level 9	87
<b>SUPPLEMENTAL</b>	<b>57</b>
Level 6	57
<b>TOTAL</b>	<b>258,767</b>

**Table 3a – Number of awards made by Providers in 2017**

PROVIDER TYPE	PROVIDER		NUMBER OF AWARDS MADE	NUMBERS
	TYPE	CODE		
BIM Training	BIM		52	1
Community / Comprehensive School	CMS		2,486	20
Training for People with Disabilities	CPD		1,877	21
Community / Voluntary Sector Organisation	CVS		13,092	104
Employer / Work Based Learning	EMP		48	1
Education and Training Board	ETB		152,642	16
Higher Education Institutions	HEI		2,779	3
Hospital CNE	HOS		730	14
Institutes of Technology, National College of Ireland and Carlow College.	IOT		683	11
Private Provider	PRC		66,455	164
Public Service Agency	PSA		770	4
Voluntary Secondary School	SCS		1,364	17
Skillnet	SKN		2,400	16
Solas Training	SOL		5,424	1
Special School people with Special Needs	SPS		487	15
Sectoral Representative Body	SRB		1,954	8
Teagasc Training	TAG		5,439	1
Youth Service	YTS		85	3
<b>TOTAL Awards made</b>			<b>258,767</b>	

**Table 3b – Number of awards made by Providers and NFQ Levels in 2017**

PROVIDER TYPE	NUMBERS OF AWARDS MADE BY NQF LEVELS										TOTAL	
	Level 1	Level 2	Level 3	Level 4	Level 5	Level 6	Level 7	Level 8	Level 9	Level 10		
BIM				2	50							52
CMS	1	11	1	22	1,857	594						2,486
CPD	233	545	862	22	168	47						1,877
CVS	65	1,501	2,280	1,640	6,261	1,345						13,092
EMP					48							48
ETB	1,030	6,745	20,340	27,410	85,554	11,563						152,642
HEI					630	253	242	1,221	433			2,779
HOS					599	42		89				730
IOT			16		459	170			10	28		683

PRC			1,731	6,380	40,908	12,665	1,125	2,030	1,616		66,455
PSA					576	194					770
SCS	14	8	36	69	1,027	210					1,364
SKN					2,278	122					2,400
SOL					3,962	1,462					5,424
SPS	57	83	341	6							487
SRB				1,273	235	446					1,954
TAG					2,796	2,643					5,439
YTS			43	25	17						85
<b>TOTAL</b>	<b>1,400</b>	<b>8,893</b>	<b>25,650</b>	<b>36,849</b>	<b>147,425</b>	<b>31,756</b>	<b>1,367</b>	<b>3,340</b>	<b>2,059</b>	<b>28</b>	<b>258,767</b>

**Table 4 – Type of awards made by the ETBs in 2017**

EDUCATION AND TRAINING BOARD	AWARD TYPE				TOTAL
	Major	Minor	Special Purpose	Supplemental	
Cavan & Monaghan ETB	1,164	5,598			6,762
City of Dublin ETB	4,214	19,446	59	6	23,725
Cork ETB	3,353	12,568	1,391	4	17,316
Donegal ETB	650	3,970	470		5,090
Dublin & Dun Laoghaire ETB	2,342	12,710	34		15,086
Galway & Roscommon ETB	1,528	7,430	854		9,812
Kerry ETB	968	3,768	528		5,264
Kildare & Wicklow ETB	1,149	7,191	30		8,370
Kilkenny & Carlow ETB	1,000	5,749	106		6,855
Laois & Offaly ETB	677	3,136	1,962		5,775
Limerick & Clare ETB	1,573	8,765	850		11,188
Longford & Westmeath ETB	623	3,842	68		4,533
Louth & Meath ETB	1,761	6,799	682		9,242
Mayo Sligo & Leitrim ETB	1,567	5,745	880		8,192
Tipperary ETB	743	4,235	255		5,233
Waterford & Wexford ETB	1,467	8,248	484		10,199
<b>TOTAL</b>	<b>24,779</b>	<b>119,200</b>	<b>8,653</b>	<b>10</b>	<b>152,642</b>

**Table 5 – Awards made by the ETBs by NFQ Levels in 2017**

PROVIDER TYPE	NFQ LEVELS						TOTAL
	Level 1	Level 2	Level 3	Level 4	Level 5	Level 6	
Row Labels							
Cavan & Monaghan ETB	7	422	925	1,111	3,777	520	6,762
City of Dublin ETB	11	928	3,065	4,679	12,584	2,458	23,725
Cork ETB	7	578	1,508	2,813	10,520	1,890	17,316
Donegal ETB	77	977	1,015	562	2,339	120	5,090
Dublin & Dun Laoghaire ETB		241	2,263	3,204	8,128	1,250	15,086
Galway & Roscommon ETB	5	99	1,111	1,468	6,410	719	9,812
Kerry ETB		118	731	874	3,220	321	5,264
Kildare & Wicklow ETB		350	1,323	1,955	4,215	527	8,370
Kilkenny & Carlow ETB	20	44	1,012	1,593	3,686	500	6,855

Laois & Offaly ETB	20	324	734	801	3,688	208	5,775
Limerick & Clare ETB	250	416	1,472	1,695	6,595	760	11,188
Longford & Westmeath ETB	127	501	903	1,280	1,475	247	4,533
Louth & Meath ETB	369	699	1,367	1,161	5,010	636	9,242
Mayo Sligo & Leitrim ETB	29	123	832	927	5,601	680	8,192
Tipperary ETB		388	796	1,267	2,579	203	5,233
Waterford & Wexford ETB	108	537	1,283	2,020	5,727	524	10,199
<b>TOTAL</b>	<b>1,030</b>	<b>6,745</b>	<b>20,340</b>	<b>27,410</b>	<b>85,554</b>	<b>11,563</b>	<b>152,642</b>

**Table 6 – Number of awards by gender and NFQ Levels in 2018**

GENDER	NFQ LEVELS										TOTAL
	Level 1	Level 2	Level 3	Level 4	Level 5	Level 6	Level 7	Level 8	Level 9	Level 10	
Female	765	4,398	12,132	15,535	82,604	18,534	753	1,796	1,192	13	137,722
Male	635	4,495	13,518	21,314	64,821	13,222	614	1,544	867	15	121,045
<b>TOTAL</b>	<b>1,400</b>	<b>8,893</b>	<b>25,650</b>	<b>36,849</b>	<b>147,425</b>	<b>31,756</b>	<b>1,367</b>	<b>3,340</b>	<b>2,059</b>	<b>28</b>	<b>258,767</b>

**Table 7 – Number of awards by gender and type of award in 2017**

TYPE OF AWARD	GENDER		
	Female	Male	TOTAL
HE Minor	122	101	223
Major	23,313	16,807	40,120
Minor	110,512	86,480	196,992
Special Purpose	3,775	17,600	21,375
Supplemental		57	57
<b>TOTAL</b>	<b>137,722</b>	<b>121,045</b>	<b>258,767</b>

**Table 8 – Number of awards by Fields of Learning, type and NFQ Levels in 2017**

NQF Levels	Level 1	Level 2	Level 3	Level 4	Level 5	Level 6	Level 7	Level 8	Level 9	TOTAL
Agriculture forestry fisheries & veterinary	23	70	927	4,698	9,332	3,537				18,587
Arts & humanities	27	298	3,685	2,885	6,252	1,445	105	106	3	14,806
Business administration & law			5,528	5,672	20,217	5,297	525	1,444	603	39,286
Education			119		155	5,310	42	51	814	6,491
Engineering manufacturing & construction			1,030	1,203	8,442	2,977	175	6	2	13,835
Generic programmes & qualifications	1,337	8,493	7,641	12,041	14,288	2,515	15			46,330
Health & welfare			361	626	37,458	7,866	280	217	188	46,996
Information & Communication Technologies			3,202	388	2,526	798	97	518	105	7,634
Natural sciences mathematics & statistics	13	32	28	397	1,690	120	8	92	79	2,459

Services			3,121	8,903	45,147	1,613	31			<b>58,815</b>
Social sciences journalism & information			8	36	1,838	233	29	125	20	<b>2,289</b>

**Table 9 – Number of awards by Fields of Learning, type and NFQ Levels in 2017**

AWARD TYPE						
ISCED and NQF Level	HE Minor	Major	Minor	Special Purpose	Supplemental	TOTAL
<b>Agriculture forestry fisheries &amp; veterinary</b>		<b>3,949</b>	<b>12,086</b>	<b>2,552</b>		<b>18,587</b>
Level 1			23			23
Level 2			70			70
Level 3			927			927
Level 4		194	4,504			4,698
Level 5		3,302	6,014	16		9,332
Level 6		453	548	2,536		3,537
<b>Arts &amp; humanities</b>	<b>14</b>	<b>4,115</b>	<b>10,661</b>	<b>16</b>		<b>14,806</b>
Level 1			27			27
Level 2			298			298
Level 3		594	3,091			3,685
Level 4		823	2,062			2,885
Level 5		1,926	4,310	16		6,252
Level 6	14	558	873			1,445
Level 7		105				105
Level 8		106				106
Level 9		3				3
<b>Business administration &amp; law</b>	<b>143</b>	<b>6,804</b>	<b>30,908</b>	<b>1,431</b>		<b>39,286</b>
Level 3		196	5,332			5,528
Level 4		545	5,127			5,672
Level 5		3,444	16,773			20,217
Level 6	121	620	3,676	880		5,297
Level 7	22	222		281		525
Level 8		1,239		205		1,444
Level 9		538		65		603
<b>Education</b>	<b>1</b>	<b>940</b>	<b>2,971</b>	<b>2,579</b>		<b>6,491</b>
Level 3			119			119
Level 2		9	146			155
Level 6		45	2,706	2,559		5,310
Level 5		42				42
Level 8	1	50				51
Level 9		794		20		814
<b>Engineering manufacturing &amp; construction</b>		<b>2,040</b>	<b>4,696</b>	<b>7,042</b>	<b>57</b>	<b>13,835</b>
Level 3		3	1,027			1,030

Level 4		6	954	243		1,203
Level 5		446	1,977	6,019		8,442
Level 6		1,528	738	654	57	2,977
Level 7		55		120		175
Level 8				6		6
Level 9		2				2
<b>Generic programmes &amp; qualifications</b>		<b>2,744</b>	<b>43,571</b>	<b>15</b>		<b>46,330</b>
Level 1		372	965			1,337
Level 2		1,141	7,352			8,493
Level 3		990	6,651			7,641
Level 4		241	11,800			12,041
Level 5			14,288			14,288
Level 6			2,515			2,515
Level 7				15		15
<b>Health &amp; welfare</b>	<b>4</b>	<b>12,051</b>	<b>34,743</b>	<b>198</b>		<b>46,996</b>
Level 3			361			361
Level 4		17	609			626
Level 5		9,327	28,131			37,458
Level 6	4	2,106	5,642	114		7,866
Level 7		280				280
Level 8		135		82		217
Level 9		186		2		188
<b>Information &amp; Communication Technologies</b>	<b>12</b>	<b>1,489</b>	<b>6,020</b>	<b>113</b>		<b>7,634</b>
Level 3			3,202			3,202
Level 4			388			388
Level 5		604	1,922			2,526
Level 6	1	268	508	21		798
Level 7		47		50		97
Level 8	11	465		42		518
Level 9		105				105
<b>Natural sciences mathematics &amp; statistics</b>		<b>513</b>	<b>1,934</b>	<b>12</b>		<b>2,459</b>
Level 1			13			13
Level 2			32			32
Level 3			28			28
Level 4		2	395			397
Level 5		331	1,359			1,690
Level 6		1	107	12		120
Level 7		8				8
Level 8		92				92
Level 9		79				79
<b>Services</b>	<b>38</b>	<b>3,206</b>	<b>48,350</b>	<b>7,221</b>		<b>58,815</b>

Level 3			3,111	10		3,121
Level 4		244	8,489	170		8,903
Level 5		2,424	36,108	6,615		45,147
Level 6	38	512	642	421		1,613
Level 7		26		5		31
<b>Social sciences journalism &amp; information</b>		<b>1,317</b>	<b>972</b>			<b>2,289</b>
Level 3			8			8
Level 4			36			36
Level 5		1,127	711			1,838
Level 6		16	217			233
Level 7		29				29
Level 8		125				125
Level 9		20				20
<b>UNCLASSIFIED</b>	<b>11</b>	<b>952</b>	<b>80</b>	<b>196</b>		<b>1,239</b>
Level 5			80			80
Level 6	3	17		25		45
Level 7	2	30		28		60
Level 8	4	634		143		781
Level 9	2	243				245
Level 10		28				28
<b>TOTAL</b>	<b>223</b>	<b>40,120</b>	<b>196,992</b>	<b>21,375</b>	<b>57</b>	<b>258,767</b>